

Canada Post

2018 Parts Catalog



Ford E-450 Chassis

2018 Morgan Olson Body



1.800.233.4823
WWW.MORGANOLSON.COM



TABLE OF CONTENTS	4
INTRODUCTION	5
CAB - ENGINE BOX - WINDSHIELD	6-7
STEPS - WIPER COVER - CAB INSULATION	8-9
HEATER - DEFROSTER	10-11
HOOD	12-13
INSTRUMENT PANEL & SEATS	14-15
FLOOR	16-17
SIDES	18-19
ROOF - BACK	20-21
SIDE DOOR - SIDE DOOR POCKET	22-23
BULKHEAD	24-25
ROLL UP DOOR - 47005932	26-31
SHELVING / CARGO CONTROL	32-35
BUMPERS - KEYLESS SYSTEMS	36-37
MIRRORS & WIPER ASSEMBLY	38-39
MISCELLANEOUS	40-41
ELECTRICAL	42-43
WIRING HARNESS	44
WALK-IN VAN COMMON FASTENERS	45-49
WIRING DIAGRAMS	50-88

This parts guide contains illustrations and part numbers for Canada Post Package Delivery Vehicles and applies to bill of material # JV001994 produced in 2018.

This book has been divided into chapters.

Each chapter has illustrations with part numbers and descriptions.

Each part is pointed out to help identify it.

Orientation references are from the rear of the vehicle facing forward.

LH (LEFT HAND) is ROADSIDE and RH (RIGHT HAND) is CURBSIDE.

Items listed as "Installations" include all fasteners and parts required for completion.

Items listed as "Assemblies" include the parts but do not include the common fasteners; nuts, bolts, rivets and washers, required for completion.

Procedure to Order Parts

1. Depending on the part desired, turn to the appropriate section.
2. Locate the desired part on the Illustration Page(s) and note it's number.
3. Contact a Morgan Olson Service Parts Representative. Have part numbers readily available.
4. When placing orders, specify serial numbers.


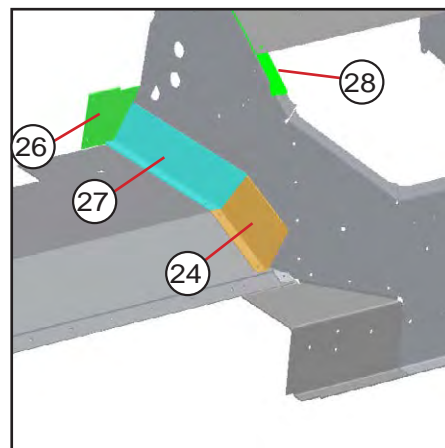
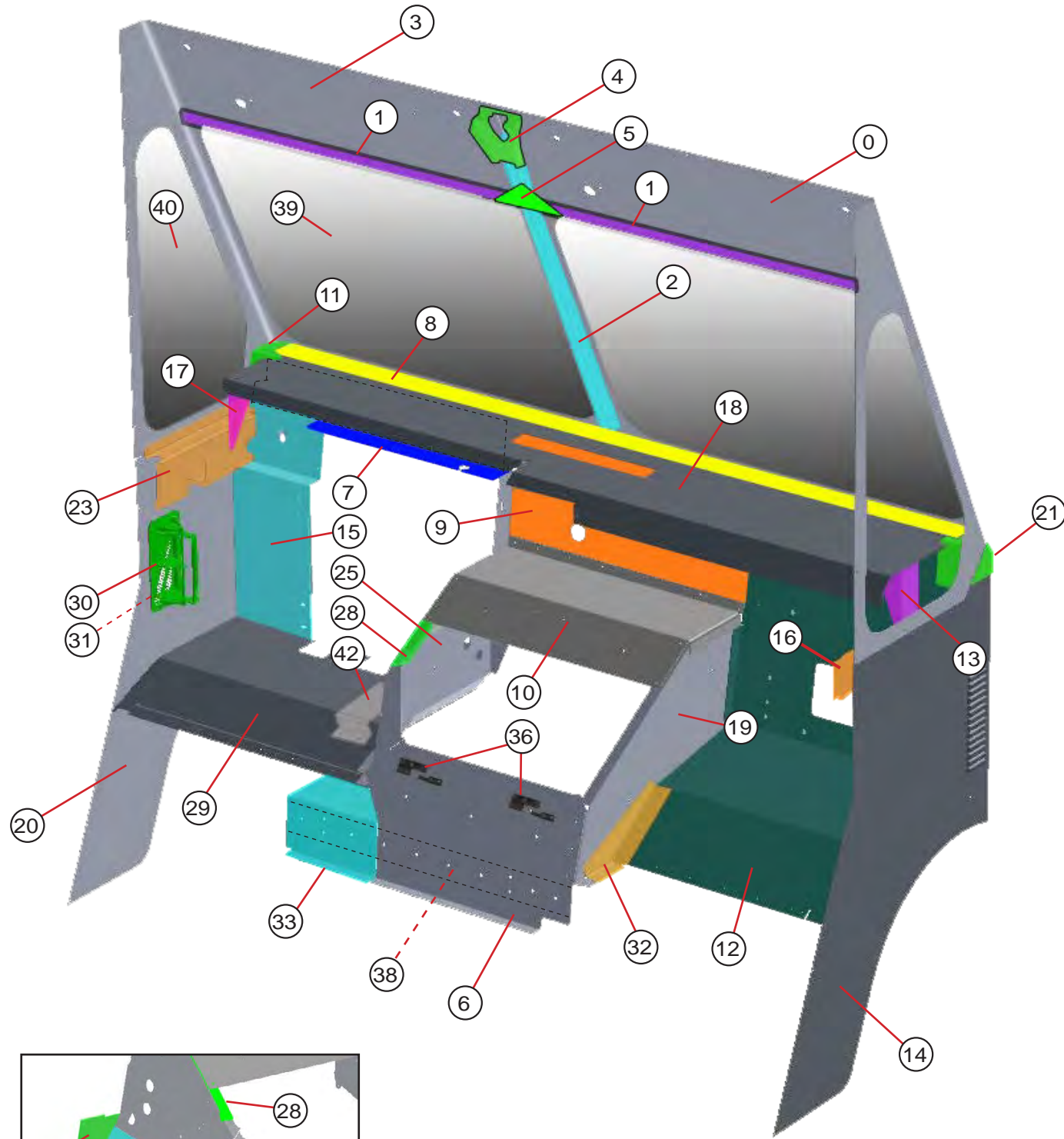
Parts are also available from our parts website at www.morganolsonparts.com.

FOR WARRANTY INFORMATION CALL 1-800-262-3437

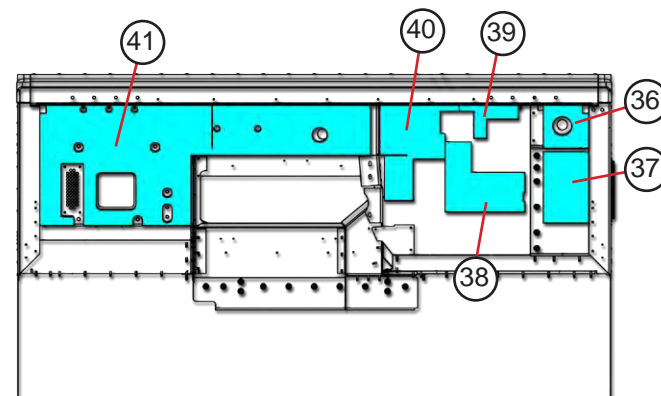
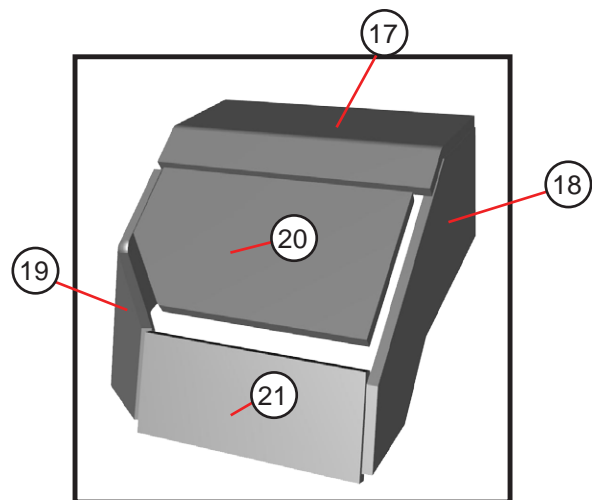
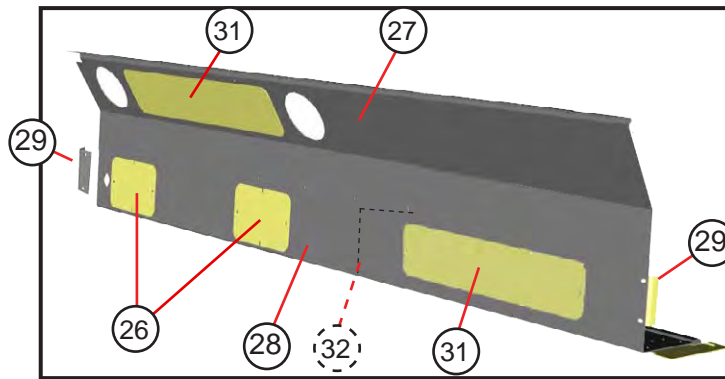
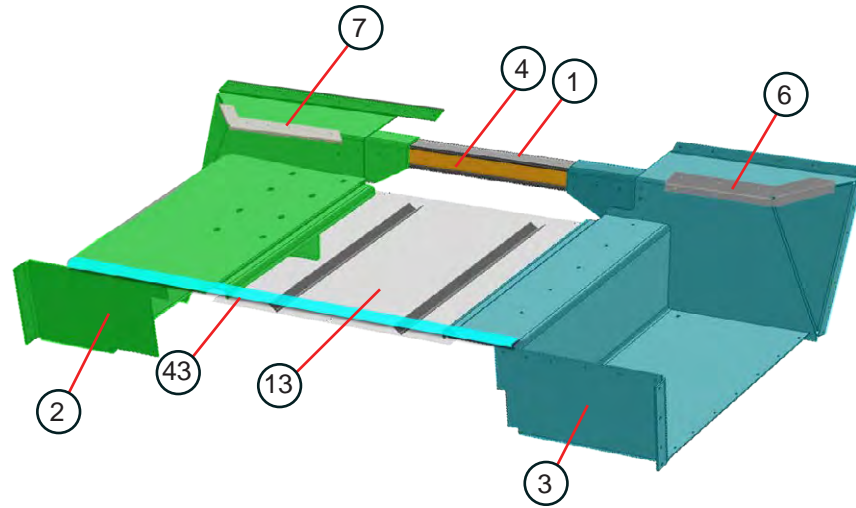
ANY QUESTIONS OR CONCERNS SHOULD BE DIRECTED TO YOUR SERVICE PARTS REPRESENTATIVE AT
1-800-233-4823

At Morgan Olson, our quest for quality and safety is ongoing and therefore the specifications on the product described herein may vary over time.

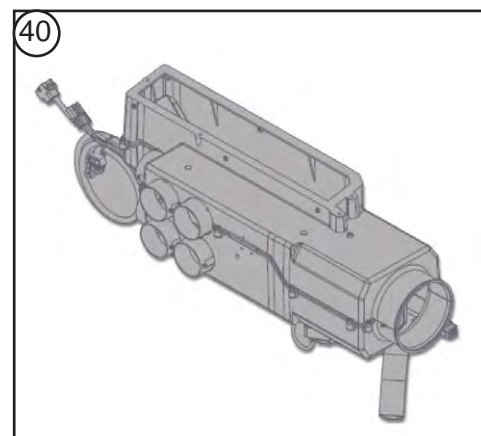
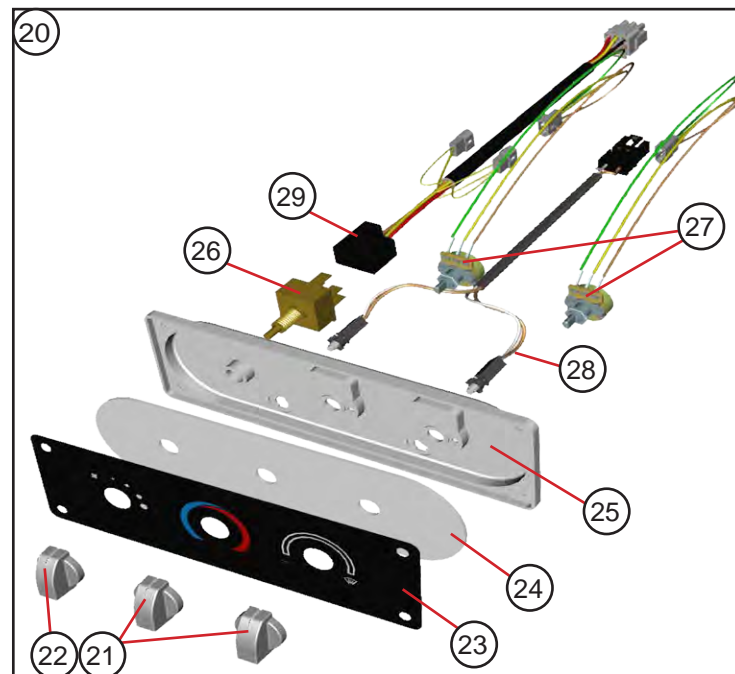
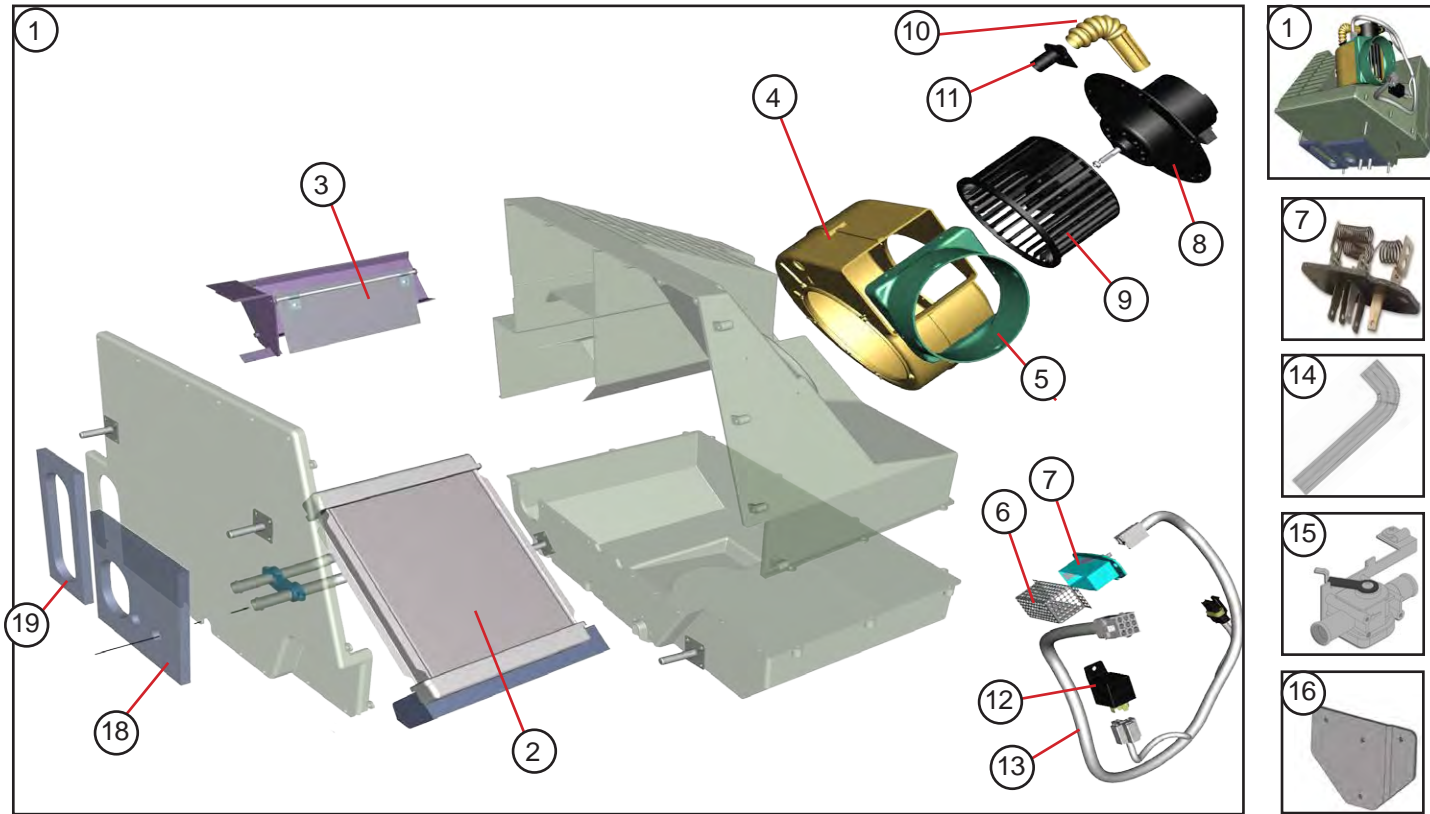
Please contact Morgan Olson for the latest product information and available safety features and options.



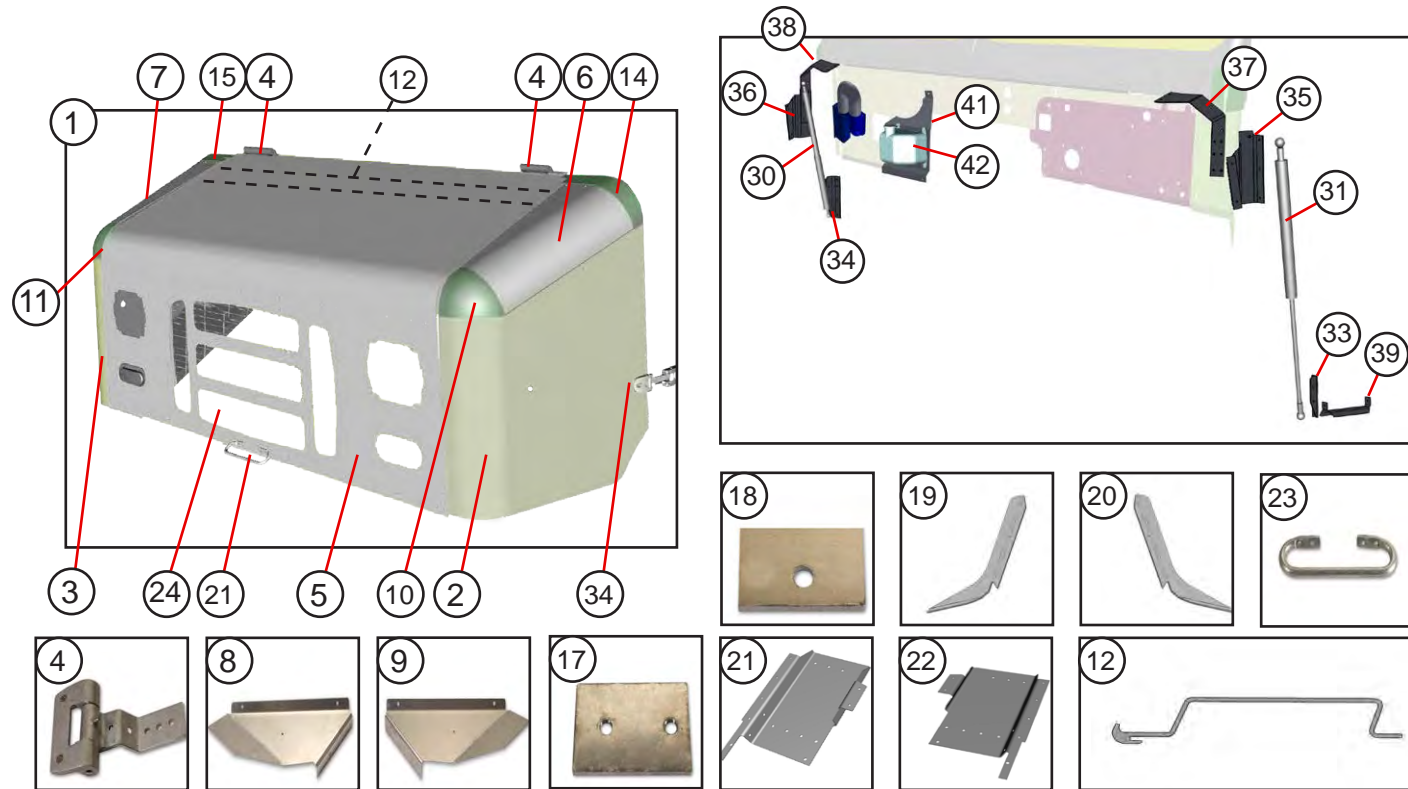
ITEM	PART #	DESCRIPTION	QTY.	UNIT
0	088055402	FRAME W/S AL .102X49.72X70.07 RH	1	EA
1	077055404	STIFFENER W/S AL 450540X44.25	2	EA
2	077055400	POST W/S CENTER AL 450540X40	1	EA
3	088055401	FRAME W/S AL .102X49.72X69.77 LH	1	EA
4	077055402	GUSSET FRAME W/S AL .125X6.49X7.27	1	EA
5	998555329	GUSSET FRAME W/S AL .125X4.6X9.19	1	EA
6	155005411	ENGINE BOX SADDLE AL .102X15.61X23.8	1	EA
7	095005482	DASH UPPER AL .102X4.6X23.74 LH	1	EA
8	083023402	RAIL W/S 93W AL 851100X89	1	EA
9	155005414	DASH WALL CENTER AL .102X14.85X31.69	1	EA
10	095005437	ENGINE BOX TOP AL .102X15.68X30.51	1	EA
11	8502000	CORNER AL CAST W/S LH	1	EA
12	165005412	TOEBOARD AL .102X32.88X47.75 RH	1	EA
13	083005419	SUPPORT RAIL W/S AL.102X5.74X8.27 RH	1	EA
14	165005411	CAB SKIRT AL .07X40.6X44.91 RH	1	EA
15	095005435	DASH WALL OUTER AL .102X13.64X28.36	1	EA
16	157005402	STIFFENER W/S AL .125X12.07X17.69 RH	1	EA
17	083005418	SUPPORT RAIL W/S AL .102X5.74X8.27 LH	1	EA
18	125027406	SHELF DASH AL .102X13.74X89	1	EA
19	155005418	ENGINE BOX PANEL AL .125X21.52X29.91 RH	1	EA
20	095005444	CAB SKIRT AL .07X40.60X45.91 LH	1	EA
21	8502001	CORNER AL CAST W/S RH	1	EA
22	095005431	DASH WALL UPPER AL .102X7.36X36.26 LH	1	EA
23	083005521	STIFFENER W/S AL .125X10.93X17.81 LH	1	EA
24	155005419	ENGINE BOX ADAPTOR AL .102X4.72X9.82	1	EA
25	155005412	ENGINE BOX PANEL AL .102X19.94X32.53 LH	1	EA
26	115005452	CLOSURE CAB AL .07X4.67X6.6	1	EA
27	115005450	ADAPTOR ENGINE BOX AL .102X4.36X13.39	1	EA
28	155005415	ENGINE BOX UPPER PANEL AL .102X2.59X11.82	1	EA
29	115005453	TOEBOARD AL .125X21.01X36.54 LH	1	EA
30	47008545	VENT AL 2WAY HINGELESS (VENT GUARD 003711425)	1	EA
31	47008548	GASKET FOR SALEM VENT #47008545	1	EA
32	077050406	GUSSET TOEBOARD AL .125X5.33X14.88 RH	1	EA
33	155005416	ENGINE BOX SADDLE FILLER AL .102X12.8X13.78	1	EA
34	47006630	CLIP PLASTIC ROUND HEAD 1.32-1.34	10	EA
35	105028400	LID ENGINE BOX AL .102X18.58X32.44	1	EA
36	47007859	HINGE OFFSET	2	EA
37	1113336	LATCH ENGINE BOX	2	EA
38	117028400	SHIM ENGINE BOX	1	EA
39	96756400	GLASS WINDSHIELD	2	EA
40	083056401	GLASS SIDE TRIANGLE	2	EA
41	44004303	WINDOW STRIP X147.5	2	EA
41	44004305	WINDOW STRIP X85.5	2	EA
42	155005420	HEEL REST ALD .125X11.17X11.83	1	EA




ITEM #	PART #	DESCRIPTION	QTY.	UNIT
1	077240400	CROSSMEMBER CENTER AL 456106X41	1	EA
2	105024207	STEP ASSEMBLY WELDMENT ROADSIDE 93W F59	1	EA
3	095024242	STEP ASSEMBLY WELDMENT CURBSIDE 93W F59	1	EA
4	077050402	SHIM AL .25X1.62X20.8	1	EA
5	1107235	PAD RUBBER RIBBED .125 X 30'	6	FT
6	095019437	TRIM TOEBOARD ALD .08X7.54X23.87 RH	1	EA
7	175019403	TRIM TOEBOARD ALD .08X2.77X31.31 LH	1	EA
10	41002103	SEALANT/ADHESIVE	2	EA
11	47009547	SAFETY KIT 3 TRIANGLES IN STORAGE BOX	1	EA
12	47009548	BRACKET MOUNTING TRIANGLE KIT	1	EA
13	095024260	TRANSVERSE FLOOR PLATE WELDMENT	1	EA
14	40900080	STUD	7	EA
15	40900081	GROMMET HALF	7	EA
16	40900082	SPRING	7	EA
17	095005455	INSULATION E/BX PSA 1X12.18X28.34	1	EA
18	093005405	INSULATION E/BX PSA 1X17.56X27.46 RH	1	EA
19	105005456	INSULATION E/BX42002056X17.43X32.37	1	EA
20	105005457	INSULATION E/BX 42002056X8.09X22.61	1	EA
21	105005458	INSULATION E/BX SADDLE 42002056X7X21.5	1	EA
22	47006630	CLIP PLASTIC ROUND HEAD	15	EA
23	45200345	PLATE STEP FBG ANTI SLIP .125X13.84X25.13	1	EA
26	088076431	PLATE COVER WPR MTR AL .102X5X12	2	EA
27	088076431	COVER MOTOR WPR AL .102X10.85X87.25	1	EA
28	165076402	SHELF COVER AL .102X16.9X90.31	1	EA
29	088076449	BRACKET MOUNTING AL .102X2.36X3.9 LH	3	EA
31	097076435	PLATE COVER ACC AL .070X6X28.38	2	EA
32	088076451	DIVIDER SHELF AL .102X9.01X9.46	1	EA
33	45200051	TRASH RECEPTICLE	1	EA
34	05M078011	SUPPORT TRACH RECEPTICLE AL .125X17.74X25.15	1	EA
35	1129005	TRIM QUICK EDGE	7	FT
36	155116402	ACOUSTICAL COWL INSULATION	1	EA
37	155116403	ACOUSTICAL COWL INSULATION	1	EA
38	155116405	ACOUSTICAL COWL INSULATION	1	EA
39	155116406	ACOUSTICAL COWL INSULATION	1	EA
40	155116407	ACOUSTICAL COWL INSULATION	1	EA
41	095116400	INSULATION DASH WALL	1	EA
NS	47009600	CARPET GRAY ENGINE BOX LID	3	FT
43	148019403	TRIM @ O-LINE	1	EA



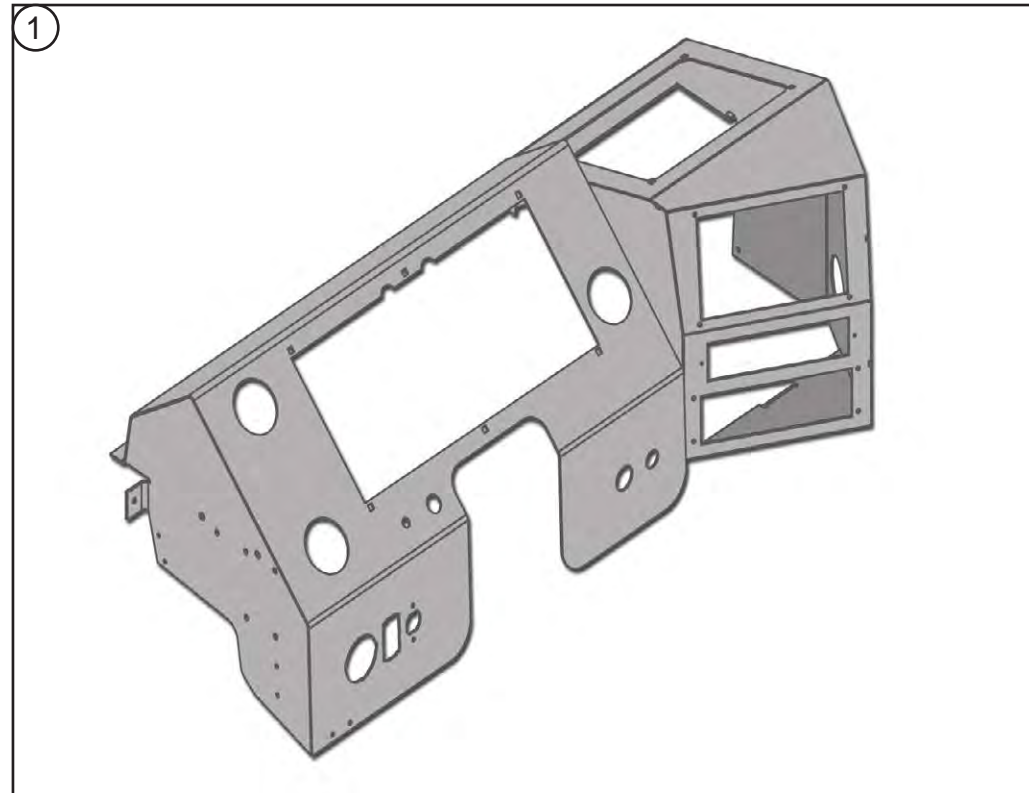
ITEM #	PART #	DESCRIPTION	QTY	UNIT
1	555001014	HEATER CORE	1	EA
2	47008760	HEATER COIL W/GASKET & CLAMP	1	EA
3	47008753	DOOR W/SEAL	1	EA
4	47008754	BLOWER HOUSING	1	EA
5	47008755	BLOWER ADAPTER	1	EA
6	47008732	RESISTER CAGE	1	EA
7	47008357	RESISTER	1	EA
8	46032340	BLOWER MOTOR	1	EA
9	47008757	BLOWER WHEEL	1	EA
10	47008730	VENT TUBE	1	EA
11	47008731	VENT TUBE ADAPTER	1	EA
12	47008716	RELAY	1	EA
13	47008758	HARNES	1	EA
14	47008580	FORMED HEATER HOSE	2	EA
15	555002053	VALVE WATER	1	EA
16	105080401	PLATE MOUNTING FOOT DUMP AL .07X4.25X5.53	1	EA
17	090080401	DUCT FT DUMP SPECIAL	1	EA
18		GASKET - PART OF HEATER ASSEMBLY	1	EA
19		GASKET - PART OF HEATER ASSEMBLY	1	EA
20	555001413	CONTROL PANEL ASSEMBLY	1	EA
21	47008706	KNOB	2	EA
22	47008735	KNOB	1	EA
23	47008707	DECAL	1	EA
24	47008708	LIGHT PANEL	1	EA
25	47008709	CONTROL SUB PANEL	1	EA
26	46023202	BLOWER SWITCH	1	EA
27	47008710	POTENTIOMETER SWITCH	2	EA
28	47008711	HARNES ILLUMINATION W/BULBS	1	EA
29	47008712	HARNES BLOWER MOTOR	1	EA
30	555001723	DEFROST DUCT CURBSIDE METAL	1	EA
31	555001724	DEFROST DUCT ROADSIDE METAL	1	EA
32	093080400	HOLD DOWN PLATE DEFROSTER DUCTS	4	EA
33	555001524	HOSE DEFROSTER 2.5X30	1	EA
34	555001525	HOSE DEFROSTER 2.5X38 (2X DEFROSTER / 1XFOOT DUMP)	3	EA
35	555002006	FRESH AIR INTAKE SIDE WALL	1	EA
36	555002005	FRESH AIR INTAKE @ TOEBOARD	1	EA
37	555001715	LOUVER BALL	6	EA
38	555001532	HOSE BLOWER HEATER/DEFROSTER 4"	1	EA
39	002080400	BRACKET MOUNTING WATER VALVE AL .102X3X11.67	1	EA
40	555001323	PLENUM DUCT HVAC	1	EA
41	555001523	HOSE DEFROSTER 2.5X16	1	EA
42	47008017	CONNECTOR STRAIGHT .62ID BLACK NYLON	2	EA




ITEM #	PART #	DESCRIPTION	QTY.	UNIT
1	095017207	HOOD ASSEMBLY AL TILT 93W FORD	1	EA
2	095017405	HOOD SKIRT AL .07X22.53X29.9 ROADSIDE	1	EA
3	095017406	HOOD SKIRT AL .07X22.53X29.9 CURBSIDE	1	EA
4	47007852	HINGE ASSEMBLY	2	EA
5	105017402	PANEL HOOD AL .07X48.92X74	1	EA
6	095017407	COWL HOOD ROADSIDE AL .07X15.19X17.47 LH	1	EA
7	095017408	COWL HOOD CURBSIDE AL .07X15.19X17.47 RH	1	EA
8	95817312	GUSSET CORNER ROADSIDE AL .07X13.52X14.72	1	EA
9	95817313	GUSSET CORNER CURBSIDE AL .07X13.52X14.72	1	EA
10	45100057	CORNER CAST KNEE COWL FRONT ROADSIDE	1	EA
11	45100058	CORNER CAST KNEE COWL FRONT CURBSIDE	1	EA
12	088017420	STIFFENER HOOD AL 450015X68.62	1	EA
14	45100060	CAP COWL END ROADSIDE	1	EA
15	45100061	CAP COWL END CURBSIDE	1	EA
17	91617304	PLATE TAP AL .188X2X2.69	2	EA
18	96717312	SHIM HOOD AL .125X.62X1.88	2	EA
19	095017420	STIFFENER HOOD AL .102X15.92X22.83 LH	1	EA
20	095017421	STIFFENER HOOD AL .102X15.92X22.83 RH	1	EA
21	095017422	STIFFENER HOOD AL .102X10.98X12 LH	1	EA
22	095017423	STIFFENER HOOD AL .102X10.98X12 RH	1	EA
23	90187300	GRAB HANDLE .5DIAX15.7	1	EA
24	45700101	MESH GRILLE 20.5X38.81	1	EA
NS	44004077	SEAL TAPE #1458BTXFT	4.42	FT



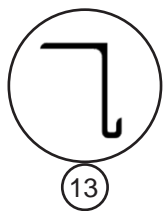

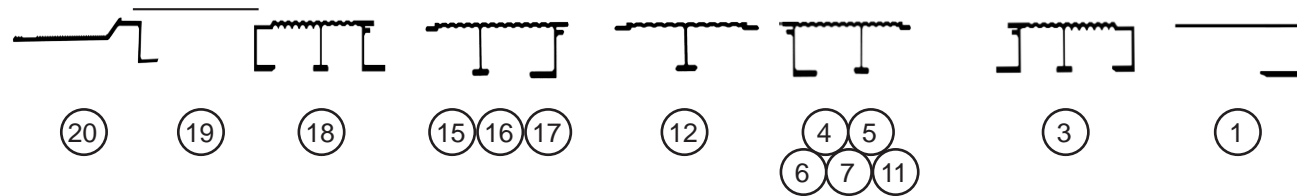
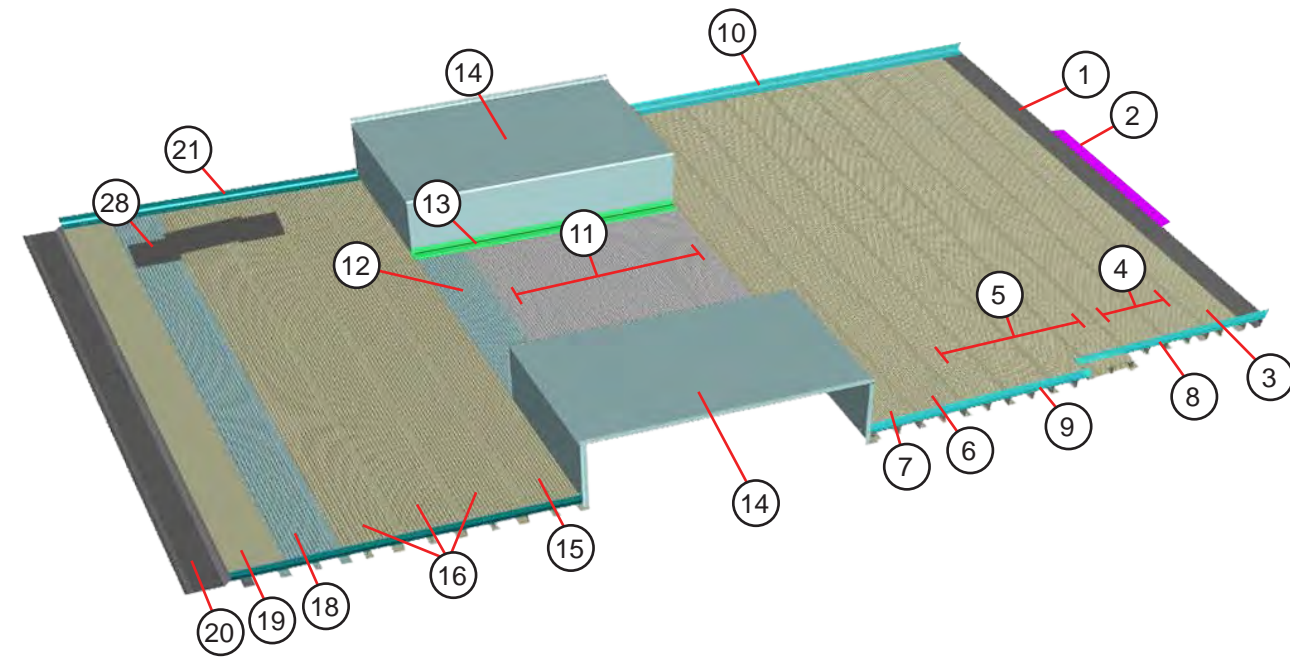
ITEM #	PART #	DESCRIPTION	QTY.	UNIT
29	44002004	BUMPER RUBBER HOOD STOP	2	EA
30	47006105	GAS SPRING WITH LOCK 110 LB	1	EA
31	47006106	GAS SPRING WITH OUT LOCK 110 LB	1	EA
32	47006086	STUD BALL .31-18	4	EA
33	077160405	BRACKET LOWER HOOD AL .188X2.84X6.34 LH	1	EA
34	077160406	BRACKET LOWER HOOD AL .188X2.84X6.34 RH	1	EA
35	077160400	BRACKET HOOD AL .125X6.76X7.75 LH	1	EA
36	077160401	BRACKET HOOD AL .125X6.76X7.75 RH	1	EA
37	095016401	BRACKET GAS SPRING AL .125X6.41X16.41 LH	1	EA
38	095016402	BRACKET GAS SPRING AL .125X6.41X16.41 RH	1	EA
39	095016403	CAB SKIRT SUPPORT AL.125X3.38X11.18 LH	1	EA
40	165063401	BRACKET BOTTLE AL .102X14.23X23.74	1	EA
41	47004505	FLUID BOTTLE WINDOW WASHER W/PUMP	1	EA
42	555001532	HOSE FRESH AIR PLENUM 4" (HOSE CLAMP 46026312)	1	EA
43	555002005	FRESH AIR PLENUM HVAC TOBD	1	EA
44	555002006	FRESH AIR PLENUM HVAC SIDE WALL	1	EA
45	45700101	GRILLE MESH	1	EA
46	095017202	GRILLE SUPPORT WELDMENT HOOD	1	EA
47	47000613	LATCH HOOD	2	EA
48	43000903	LABEL HOOD PROPER OPERATION	1	EA
49	175015400	BRACKET HOOD REST	1	EA
50	46000206	HEADLAMP ASSEMBLY	2	EA
51	175016400	BRACKET HOOD PROP AL .188X1X9.03	1	EA
52	083016400	SHIM AL .102X1X5.5	2	EA



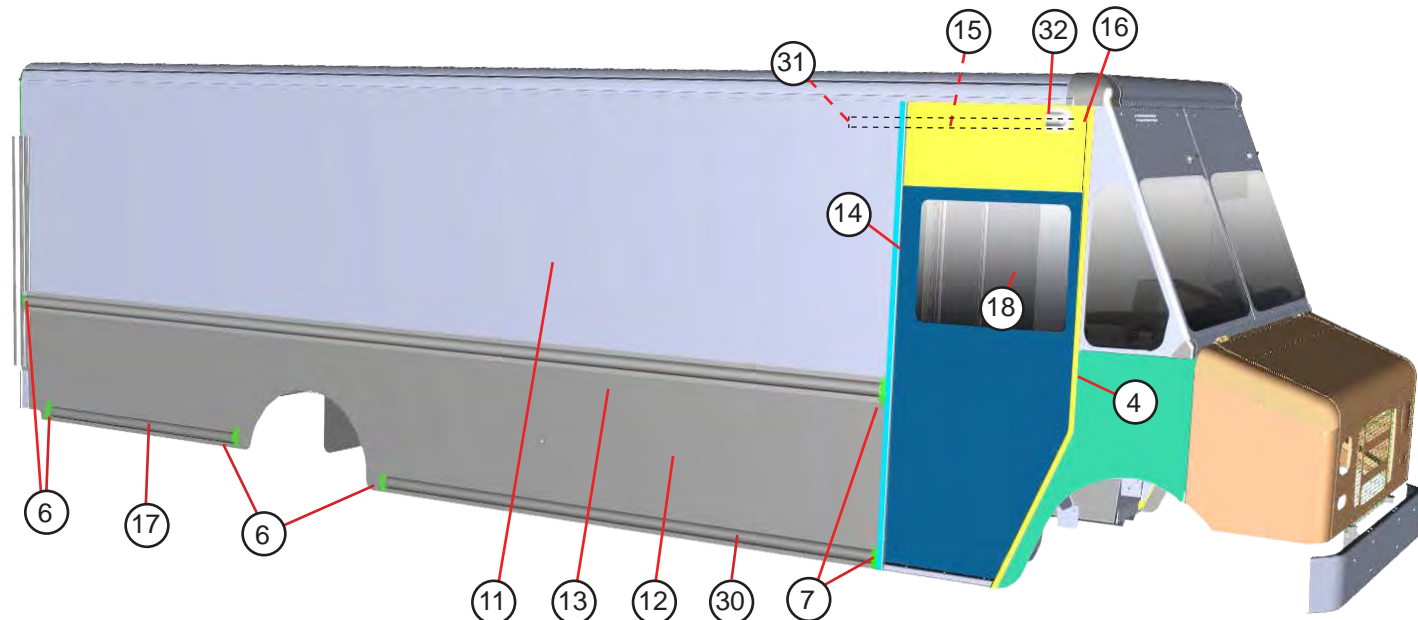

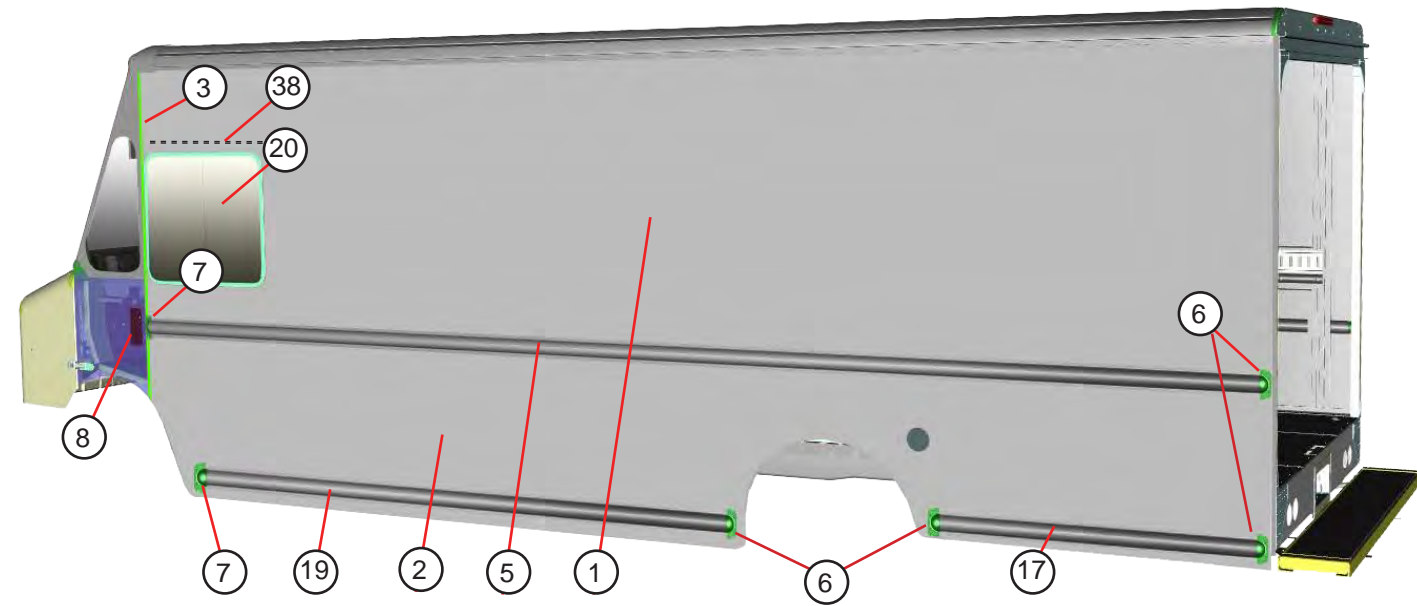
ITEM #	PART #	DESCRIPTION	QTY.	UNIT
1	125027200	INSTRUMENT PANEL WELDMENT FORD	1	EA
2	095027412	BRACE INSTRUMENT PANEL AL .102X3.43X18.39LH	1	EA
3	093027402	BRACKET STIFFENER AL .125X1.91X12.66	1	EA
4	125027407	BRACKET I/P AL .102X4.32X11.06	1	EA
5	095027408	BLOCK OFF PLATE AL .102X1.32X2.30	1	EA
6	555001413	PANEL CONTROL HVAC	1	EA
7	1111513	PLUG BLACK ROUND	1	EA
8	46026378	RECEPTACLE 12 V	1	EA
9	128027421	PLATE ACC COVER RADIO AL .102X9X11	1	EA
10	118027417	PLATE FILLER ROCKER SWITCH AL .07X4.5X5.5	1	EA
11	125027416	BRACKET MOUNTING AL .102X7.71X10.08	1	EA
12	46023506	PLUG BLACK ROCKER SWITCH	3	EA
13	165027400	PLATE COVER AL .07X5.74X8.64	1	EA



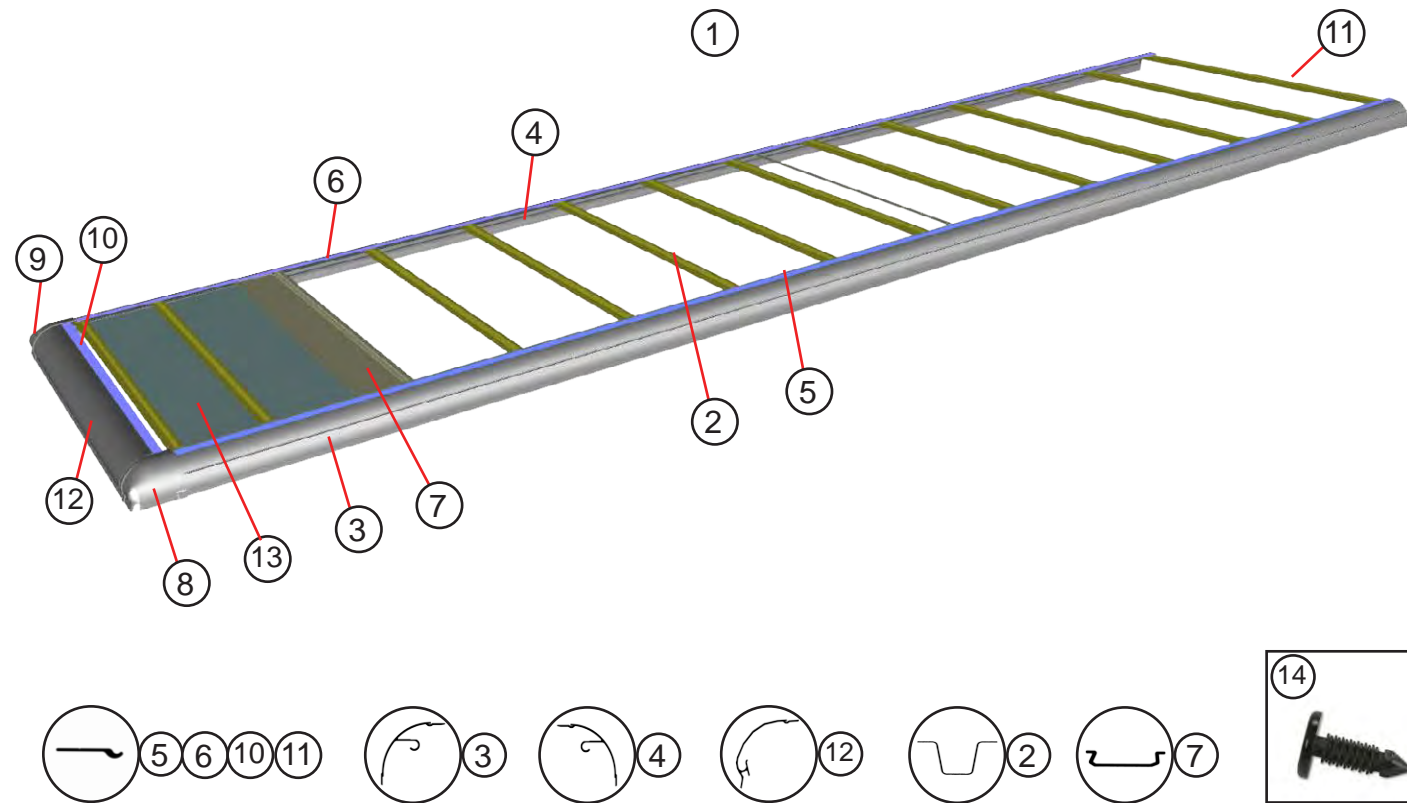
ITEM #	PART #	DESCRIPTION	QTY.	UNIT
1	47002685	SEAT DRIVER	1	EA
2	47002686	SEAT BASE	1	EA
3	47011208	ARM REST ROADSIDE (LH)	1	EA
4	98M582030	BRACE SUPPORT STEEL 7GAX9.43X23.43	1	EA
5	47004365	SEAT BELT WITH BOOT ADJUSTABLE D OGANGE	2	EA
6	91614300	ANGLE FLOOR .188X2.84X19.1	1	EA
7	47002452	HEAD / BACK REST JUMP SEAT	1	EA
8	47002080	FOLDING SEAT JUMP	1	EA
9	47004366	SEAT BELT W/BOOT 3 POINT ORANGE	1	EA



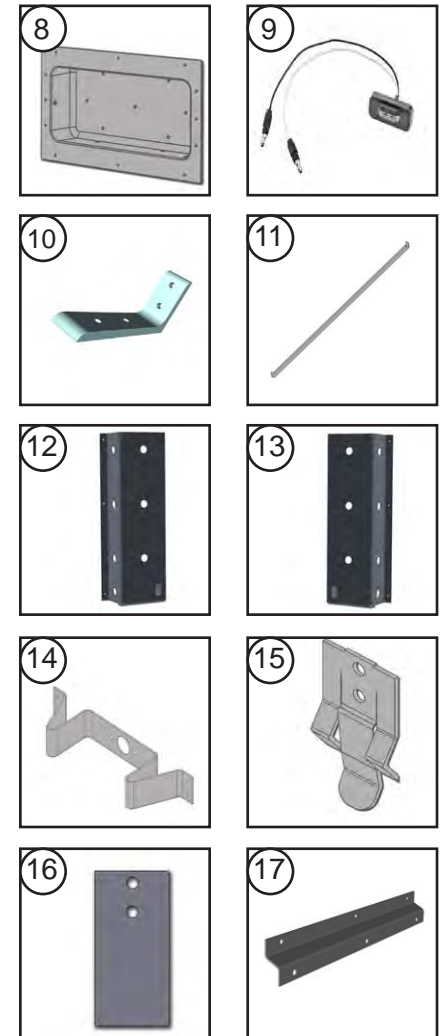
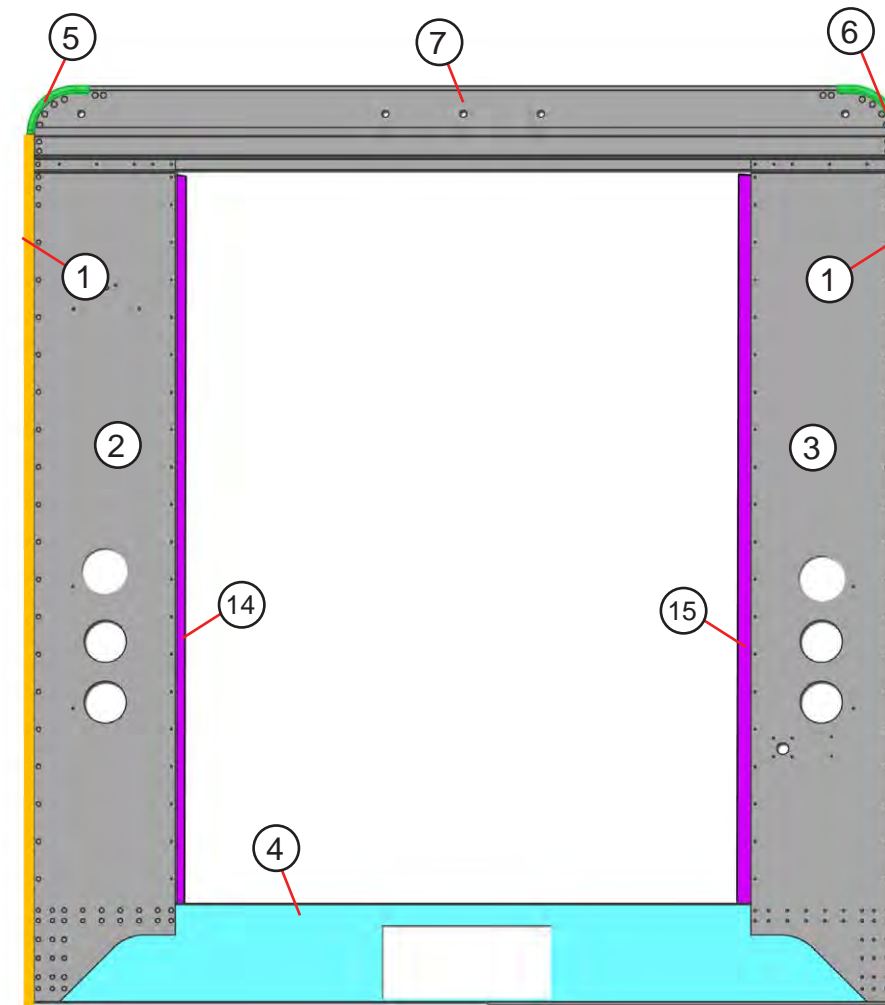
ITEM #	PART #	DESCRIPTION	QTY.	UNIT
1	095031411	BEAM @ O/LINE AL 450408X89.25	1	EA
2	003330525	ANGLE STEP 450187X34	1	EA
FLOOR FORWARD				
3	095031495	BEAM FLOOR RIB ALE450583X92.25 USE 45058302	1	EA
4	095031443	BEAM FLOOR RIB ALE450586X92.25 USE 45058602	2	EA
5	095031427	BEAM FLOOR RIB ALE450586X92.25 USE 45058603	6	EA
6	095031452	BEAM FLOOR RIB ALE450584X92.25 USE 45058401	1	EA
7	095031477	BEAM FLOOR RIB ALE450587X92.25 USE 45058701	1	EA
8	095031424	ANGLE FLOOR AT DR ALE450303X35.75	1	EA
9	095031420	ANGLE FLOOR 2DR ALE450303X63.75 RH	1	EA
10	095031423	ANGLE FLOOR DLH ALE450303X100	1	EA
FLOOR MID				
11	095032428	BEAM FLOOR AL450586X49.26 USE 45058603	4	EA
12	095032426	BEAM FLOOR AL450585X49.26 USE 45058500	1	EA
13	095032425	ANGLE W/BX ATTACH ALE450018X44	2	EA
14	095032206	WHEEL BOX ASSEMBLY 93W 44"	2	EA
FLOOR REAR				
15	095031477	BEAM FLOOR RIB ALE450587X87.25 USE 45058701	1	EA
16	095031427	BEAM FLOOR RIB ALE450586X87.25 USE 45058603	3	EA
18	095033417	BEAM RIB FLOOR ALE450583X87.25 USE 45058303	1	EA
19	095033437	PLATE FILLER REAR AL .125X9.45X92.38	1	EA
20	45059200	DROP SILL AL FLOOR 1.88X92.69 45 RMP	1	EA
21	095033413	ANGLE FLOOR AL 450303X52.19	2	EA
ACCESS DOOR				
22	40900082	SPRING	4	EA
23	40900080	STUD	8	EA
24	40900081	GROMMET HALF	8	EA
25	125012400	SUPPORT ACCESS DOOR AL .125X12.22X17.59	1	EA
26	130032200	DOOR ASSEMBLY - ACCESS	1	EA
27	150012400	ANGLE SUPPORT ACCESS DOOR AL450187X29	2	EA
28	165127401	BRACKET HAND CART AL .125X2X23.51	1	EA
29	150127456	BRACKET BUNGEE HAND CART	2	EA
NS	150127462	PANEL WEAR HAND CART AL .102X10X12	1	EA
NS	45400581	BUNGEE CORD 24" FOR HAND CART	1	EA
NS	165127402	BRACKET HAND CART AL .125X13.16X23.88	1	EA




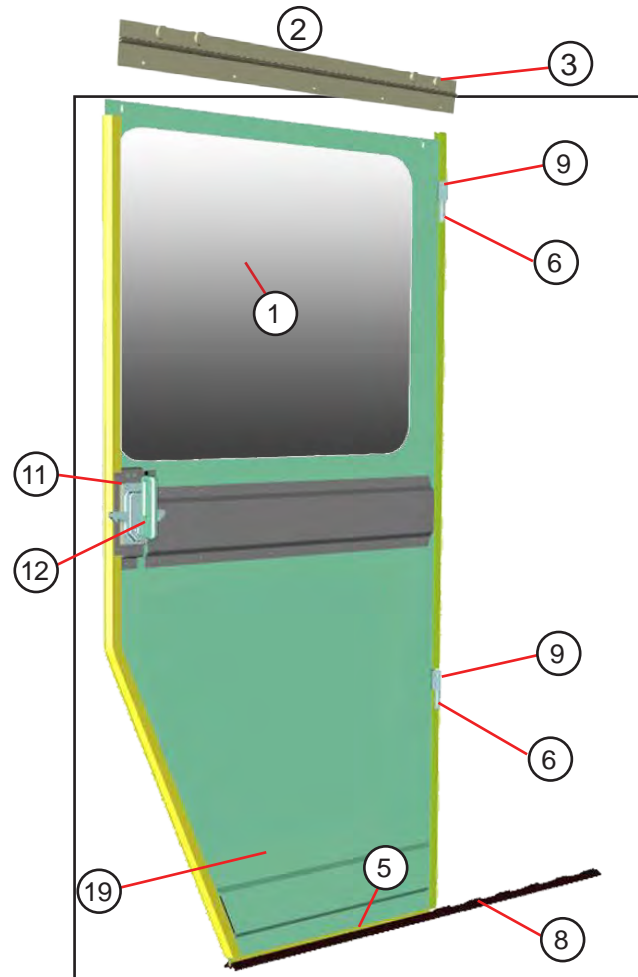
ITEM #	PART #	DESCRIPTION	QTY.	UNIT
1	165046408	SIDE UPPER AL .102X56X242.31 DLH	1	EA
2	165045402	SIDE LOWER AL .102X32X242.31 DLH	1	EA
3	095044300	DOOR POST ASSEMBLY LH	1	EA
4	095041410	DOOR POST RH	1	EA
5	165046409	RUB RAIL AL 450002X236.31 DLH	1	EA
6	1100799	END CAP REAR AL.125X2.37X5.5	8	EA
7	1100800	END CAP FORWARD AL .125X2.37X5.5	4	EA
8	7600165	PLATE FILLER RUB RAIL AL.125X2.88X3	3	EA
9	47008545	VENT AL 2WAY HNGLS	1	EA
10	47008548	GASKET FOR VENT	1	EA
11	165038419	SIDE UPPER AL .102X56X201.31 RH	1	EA
17	165039402	RUB RAIL LOWER REAR AL450002X49	1	EA
12	165037423	SIDE LOWER AL .102X32X201.31 RH	1	EA
13	125038413	RUB RAIL AL 450002X197	1	EA
14	095038404	POST "B" AL 450274X90.18 RH	1	EA
15	083042401	STIFFENER HEADER AL RH (165042400 - LH)	1	EA
16	96742302	CLIP AL Z .102X3X9.57	1	EA
17	165039402	RUB RAIL LOWER REAR AL450002X49	1	EA
18	13342990003	WINDOW SLIDING RH	1	EA
19	165039403	RUB RAIL LOWER FRONT AL 450002X117	1	EA
20	13342990004	WINDOW SLIDING LH	1	EA
NS	093019408	STIFFENER ZEE BELOW WINDOW LH AL.07X7.59X16.19	1	EA
23	165026402	SPLASH PAN AL .125X19.95X25.13 LH	1	EA
24	165026403	SPLASH PAN AL .125X 10.42X19.2 RH	1	EA
25	113026402	ADAPTOR SPLASH PAN AL .125X3.17X16.65 RH	1	EA
26	165026404	SPLASH PAN AL .125X14.73X16.63 RH	1	EA
27	998526301	SPLASH PAN FUEL FILL AL .07X19X30.44	1	EA
28	998512300	SHIM FUEL FILL	1	EA
29	001744400	GUSSET FLOOR TO SIDE STRAP AL .125X2.1X16.02	3	EA
30	165039404	RUB RAIL AL 450002X90.29	1	EA
31	45100074	CAP RAIL END	2	EA
32	47008533	CAP PLASTIC END VENT	2	EA
33	093019417	PANEL LNR BELOW WINDOW LH AL .102X31.57X38.46	1	EA
34	175019400	PANEL LNR ABOVE WINDOW LH AL .07X23.11X45.35	1	EA
NS	175019401	PANEL LNR ABOVE WINDOW RH AL .07X15.48X44.19	1	EA
NS	175019402	BRACKET PANEL LINER LH AL .102X6X8.1	1	EA
37	66104047	FENDER RUBBER REAR	2	EA
NS	093019413	PANEL LNR ABOVE WINDOW AL .07X15.48X44.17 RH	1	EA
NS	1109001	INSULATION FIBERGLASS	2.5	FT
NS	165040000	EXTENTION HANGER EXHAUST PIPE	1	EA
NS	40300930	"U" BOLT 11GA 3.5" HANGER	1	EA
38	89367380	DRIP RAIL OVER WINDOW	1	EA



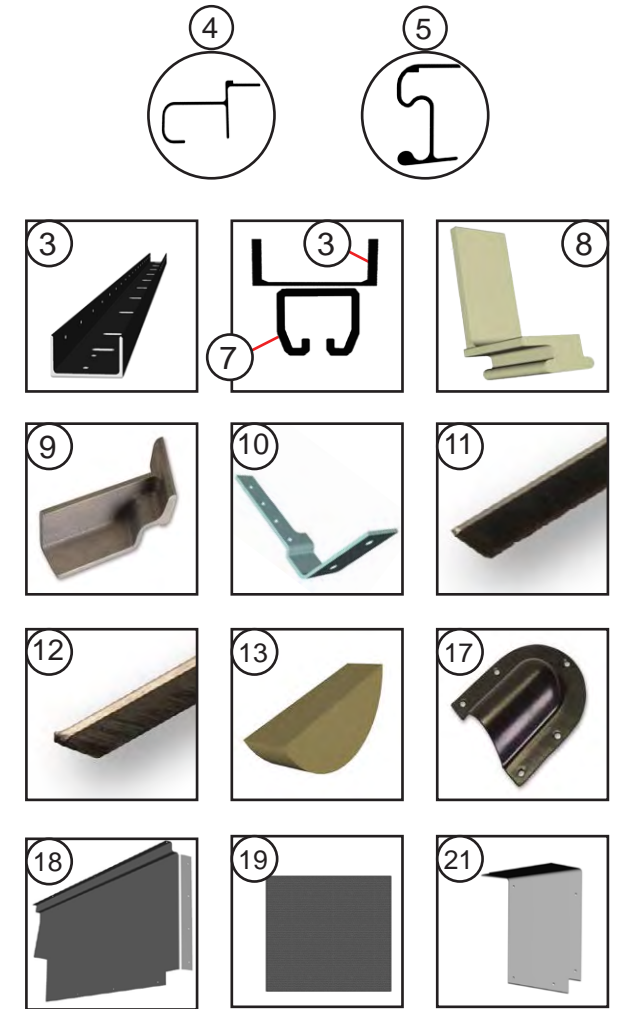
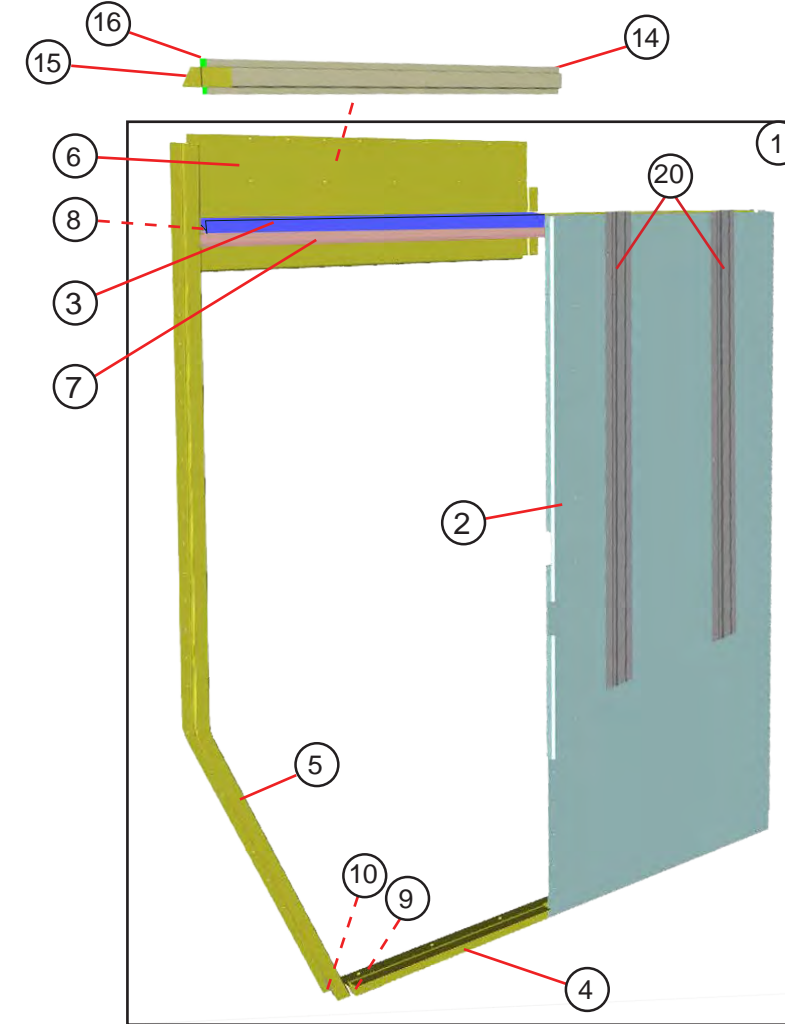
ITEM #	PART #	DESCRIPTION	QTY	UNIT
1		ROOF ASSEMBLY		
2	45601603	ROOF BOW STEEL 16GA SEC456016 X89.12	12	EA
3	098010407	ROOF RAIL 16' 456144X237.25 ROADSIDE	1	EA
4	098010408	ROOF RAIL 16' 456144X237.25 CURBSIDE	1	EA
5	088010512	RAIL INTERLOCK AL 450140X237.25 ROADSIDE	1	EA
6	088010513	RAIL INTERLOCK AL 450140X237.25 CURBSIDE	1	EA
7	118010402	ROOF BEAM @ O LINE 14GA GLNX9.54X89.12	1	EA
8	077100400	CORNER CASTING ROADSIDE	1	EA
9	077100401	CORNER CASTING CURBSIDE	1	EA
10	89310506	INTERLOCK ROOF NOSE	1	EA
11	89310507	INTERLOCK ROOF TRANSOM	1	EA
12	083010400	ROOF NOSE AL 456107X82.5	1	EA
13	108011402	LINER ROOF GR 38.5X86.12	1	EA
14	47006610	CLIP PLASTIC FLAT HEAD	60	EA
NS	45200897	ROOF SKIN FBG .075X82XFT	19.86	FT
NS	1109001	INSULATION FBG	8	FT



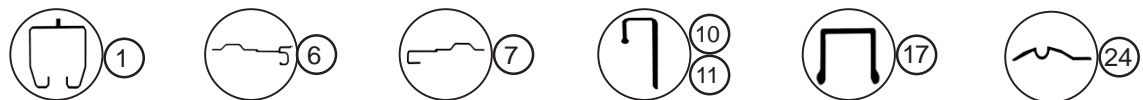

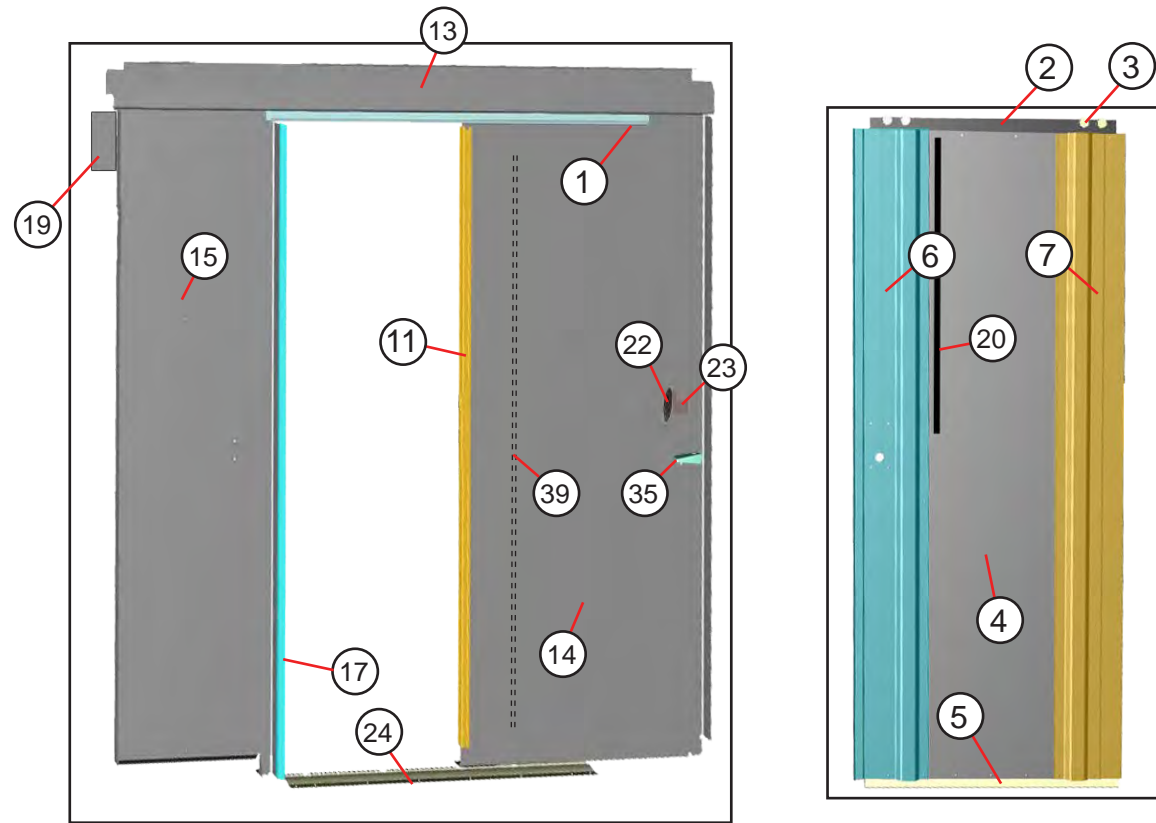
ITEM #	PART #	DESCRIPTION	QTY	UNIT
1	083053452	CHANNEL POST CORNER AL 450359X88.69	2	EA
2	165053400	PANEL BACK AL .102X15.14X864 LH	1	EA
3	165053401	PANEL BACK AL .102X15.14X864 RH	1	EA
4	083053603	SILL REAR 93W AL 450024X88.75	1	EA
5	45100009	CORNER CAST LH	1	EA
6	45100010	CORNER CAST RH	1	EA
7	083053401	TRANSOM REAR ROLL UP DOOR AL 450266X91.62	1	EA
8	140092400	BOX LICENSE PLATE	1	EA
9	47009642	LAMP LICENSE PLATE CLEAR	1	EA
10	90650309	ANGLE CLIP AL 450192X.88	2	EA
11	165135400	PLATE FILLER BACK AL .125X2.23X97.21	1	EA
12	175081400	LAMP GUARD AL .07X12.81X29.24 LH	1	EA
13	175081401	LAMP GUARD AL .07X12.81X29.24 RH	1	EA
14	140092402	GUARD CAMERA AL	1	EA
15	47009300	SPRING CLIP PLACECARD	1	EA
16	165119400	PLATE BACKER SPRING CLIP	1	EA
17	097105454	WIRING GUARD AL	1	EA
NS	175127400	WIRING COVER AT TRANSOM	1	EA



ITEM #	PART #	DESCRIPTION	QTY.	UNIT
1	13342990003	WINDOW SLIDING RH	1	EA
2	96760203	HANGER ASSEMBLY (INCLUDES BEARINGS & BRUSH SEAL 44008050)	1	EA
3	47006595	BEARING ASSEMBLY	4	PR
4	115060202	SIDE DOOR ASSEMBLY	1	EA
5	095060448	WEAR STRIP DOOR X26.85	1	EA
6	45200206	SPACER ANTI RATTLE NYLON	2	EA
8	47002766	DOOR GUIDE NYLON	1	EA
9	45300377	CLIP ANTI RATTLE	2	EA
10	44004104	SEAL RUBBER RS FORWARD X89.25	1	EA
NS	120041000	LATCH KIT (INCLUDES ITEMS 11 AND 12)	1	EA
11	087181	KASON SPACER (ADDITIONAL SPACER 157060404)	1	EA
12	45100168	LOCK MECHINISM INNER	1	EA
13	45100093	STRIKER BRONZE CAST D/S RR	2	EA
14	47001326	HANDLE SIDE DOOR POWDER COATED	1	EA
15	45100094	BRACKET STRIKER	1	EA
13	45100163	STRIKER BRONZE CAST D/S RR	1	EA
17	44002011	RUBBER BUMPER	1	EA
18	44008050	SEAL BRUSH TYPE B 1X41.95"	1	EA
19	45210011	PANEL LOWER DOOR PLASTIC 39.4X35.45 RH	1	EA



ITEM #	PART #	DESCRIPTION	QTY.	UNIT
2	165041401	PANEL DOOR POCKET AL .102X42.26X82.08 RH	1	EA
3	96741303	CHANNEL HEADER AL 450256X75 RH	1	EA
4	095041416	NOSE STEP AL 450247X62.57 RH	1	EA
5	095041410	DOOR POST AL 450294X92.77 RH	1	EA
6	077041402	PANEL HEADER AL .102X15.49X42.37 RH	1	EA
7	96741202	TRACK ASSEMBLY UPPER	1	EA
8	45100049	GUSSET HEADER CHANNEL TO DOOR POST	1	EA
9	45100105	DOOR POST CASTING LOWER	1	EA
10	001741408	REINFORCEMENT BRACKET AL.125X1.53X8.04 RH	1	EA
11	44004060	SEAL BRUSH TYPE C 1.5X82	1	EA
12	44008050	SEAL BRUSH TYPE B 1X83.9	1	EA
13	45900001	PLUG WD RUBRAIL .75X1.12X2.9	1	EA
14	083042401	STIFFENER HEADER AL 450328X73.75 RH	1	EA
15	96742302	CLIP AL Z .102X3X9.57	2	EA
16	45100074	CAP RAIL END	2	EA
17	47008533	VENT CAP PLASTIC	2	EA
18	123019405	PANEL LINER HEADER AL.07X19.48X50.57 RH	1	EA
19	47009600	CARPET GREY BLACHFORD	2	FT
20	165048408	STIFFENER AL 459919X58.75	2	EA
21	96741355	COVER DOOR POCKET AL .055X6.75X12.16 RH	1	EA
NS	158041201	DRIP EDGE WELDMENT ASSEMBLY	1	EA



ITEM #	PART #	DESCRIPTION	QTY	UNIT
1	088070256	TRACK ASSEMBLY 30"	1	EA
2	088070257	PLATE HANGER ASSEMBLY W/BEARINGS & SEAL	1	EA
3	47006595	BEARING ASSEMBLY	4	PR
4	175070408	PANEL DOOR BULKHEAD AL	1	EA
5	088070524	WEAR STRIP BHD	1	EA
6	175070406	BULKHEAD EDGE AL CURBSIDE	1	EA
7	167070401	BULKHEAD EDGE AL ROADSIDE	1	EA
NS	175070201	DOOR ASSEMBLY	1	EA
11	175070407	CHANNEL BHD UPPER AL 450502X31.66	1	EA
12	1113016	LOCK MECH INNER D/S KAS 4002-14	1	EA
13	175070411	HEADER BULKHEAD ZEE AL	1	EA
14	175070403	PANEL BHD AL LH	1	EA
15	175070404	PANEL BHD AL RH	1	EA
16	47001329	HANDLE DOOR BLACK POWER COAT NON LOCKING	1	EA
17	167070409	JAMB AL 450326X74.37	1	EA
18	92537309	PLATE MOUNTING LATCH AL .125X3X5.29	1	EA
19	175070405	PLATE BHD FILLER AL RH	1	EA
20	1113600	CABLE BULKHEAD .125X29" BLACK VINYL	1	EA
21	1113046	LATCH FINGER PULL	1	PR
22	1107086	BUMPER RUBBER DOOR STOP	1	EA
23	82140014	ANGLE MOUNTING DOOR STOP	1	EA
24	96770316	GUIDE DOOR FLOOR AL 450414X47.88	1	EA
25	98770202	STRIKER WELDMENT BHD ASSEMBLY	1	EA
26	90187300	GRAB HANDLE .5 DIA	1	EA
27	47009600	CARPET BULKHEAD	18.5	FT
28	088070482	SPACER BULKHEAD 1101200X1.75	2	EA
29	001285225	LATCH BULKHEAD ASSEMBLY	1	EA
30	46032317	SOLENOID KEYLESS 12V W/SPRING	1	EA
31	001761437	LATCH STRIKER BULKHEAD STL .25 YL DICHR	1	EA
32	175070412	PULL HANDLE BULKHEAD DOOR	1	EA
33	001285226	BAR STRIKER ASSEMBLY	1	EA
34	001285430	HOUSING STEEL LAT 11GAX11.88X15.5	1	EA
35	45200208	DOOR CHOCK NYLON	1	EA
37	001285425	PLATE BULKHEAD LATCH 11GAX5.76X9.38	1	EA
38	001285426	PLATE BULKHEAD LATCH 11GAX5.76X9.38	1	EA
NS	083069404	STIFFENER JUMP SEAT	1	EA
40	44008050	SEAL BRUSH TYBE B 83.9	1	EA

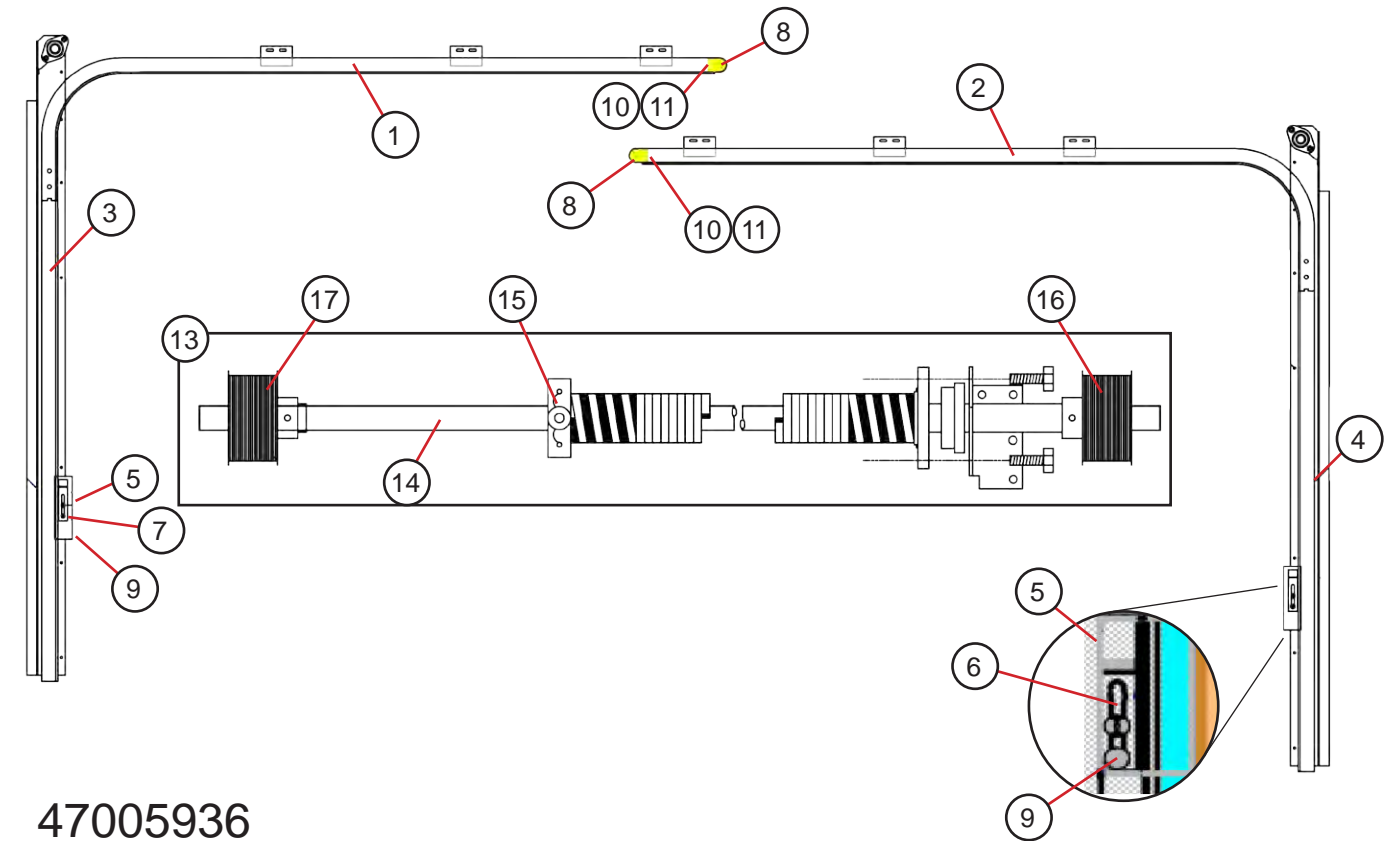
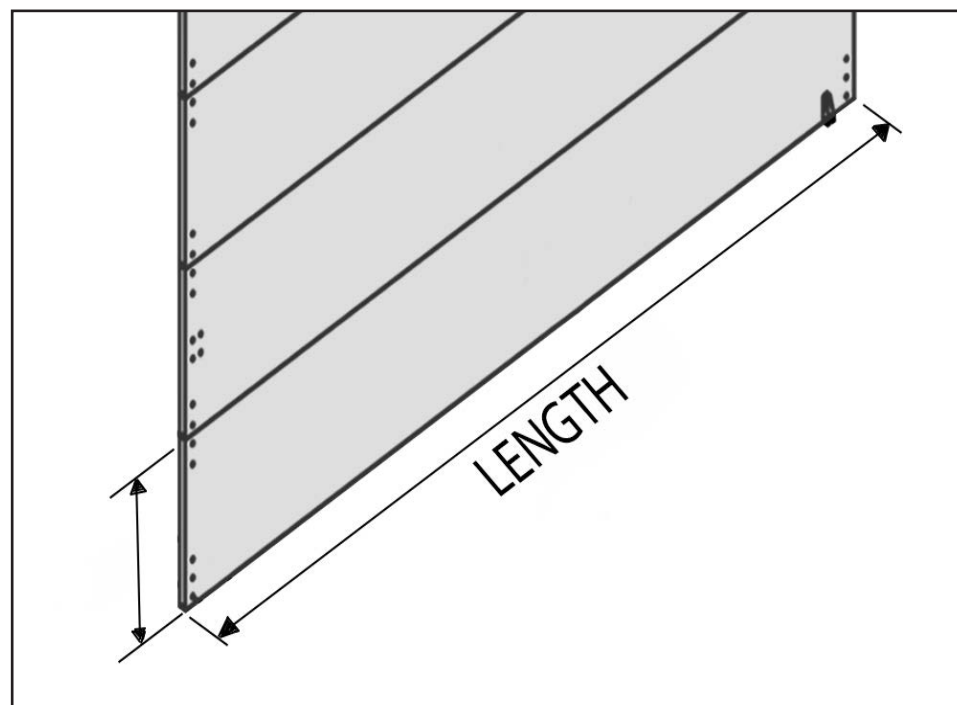


ROLL-UP DOOR SERIAL NUMBER LOCATION

WHEN ORDERING PARTS FOR ROLL-UP DOORS,
PLEASE PROVIDE THE FOLLOWING INFORMATION.

THE SERIAL NUMBER LOCATED ON THE INTERIOR TOP PANEL ROADSIDE EDGE.
THE LENGTH AND HEIGHT OF THE DOOR PANEL(S) TO BE ORDERED.

IN THE EVENT OF A DAMAGED, UN-READABLE OR MISSING SERIAL NUMBER,
PLEASE TRY TO PROVIDE THE COMPOSITION DETAILS OF THE DOOR PANEL.
(PLASTIC PANEL (WEATHERTITE), ALUMINUM CLAD, PLYWOOD, ETC.)



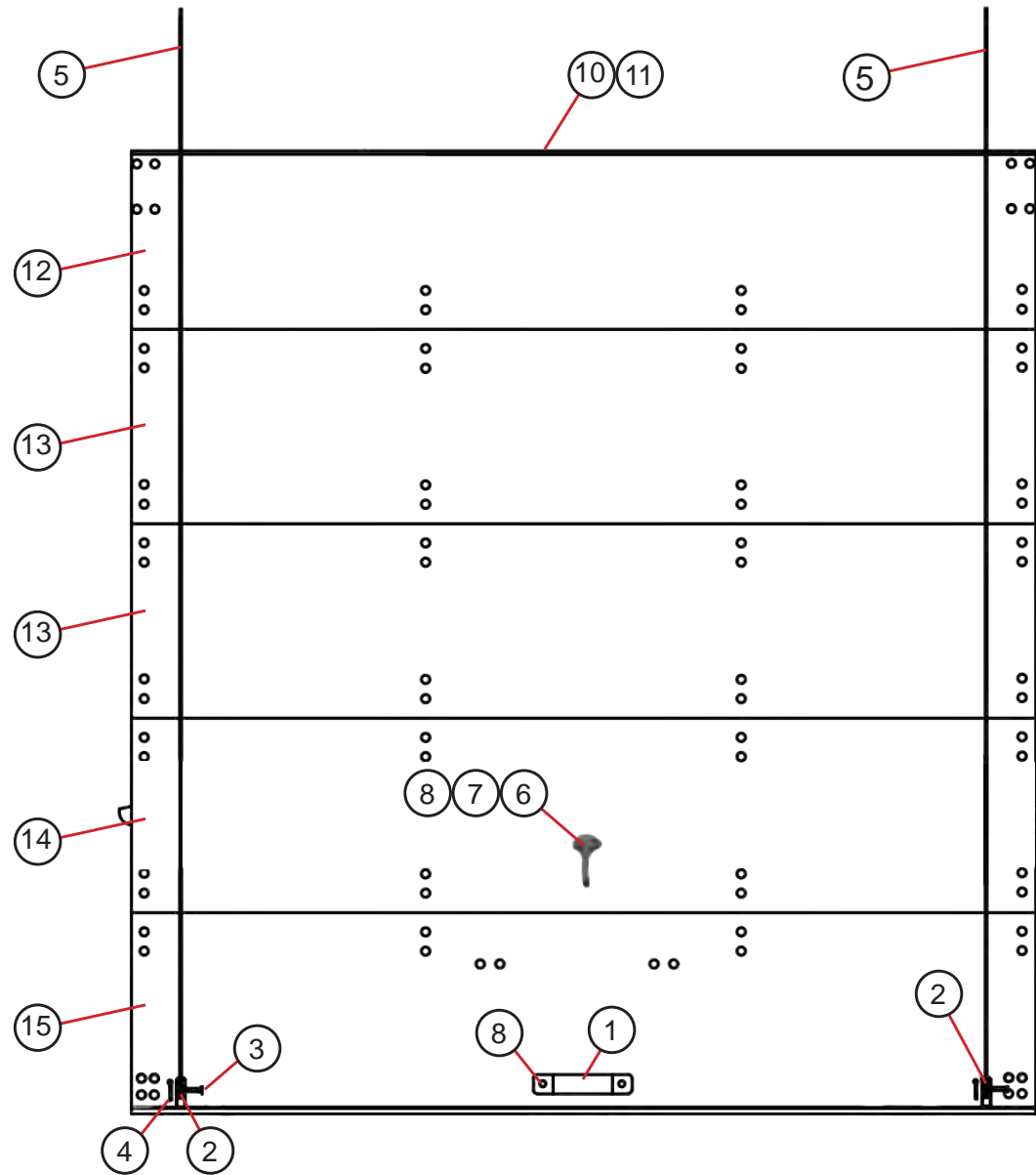
47005936

ITEM#	PART#	DESCRIPTION
1	47106850	HORIZONTAL TRACK ASSEMBLY - CURBSIDE
2	47106853	HORIZONTAL TRACK ASSEMBLY - ROADSIDE
3	47106854	VERTICAL TRACK ASSEMBLY - CURBSIDE
4	47106855	VERTICAL TRACK ASSEMBLY - ROADSIDE
5	47106740	LOCK CATCH
6	47106758	CATCH MOUNTING PLATE - LH
7	47106759	CATCH MOUNTING PLATE - RH
8	47106787	2" YELLOW HEAD PROTECTOR
9	47106744	5/16-18 KEEP NUT
10	47106746	1/4-20 KEEP NUT
11	47106788	1/4-20 X 2-1/2 HEX HEAD BOLT

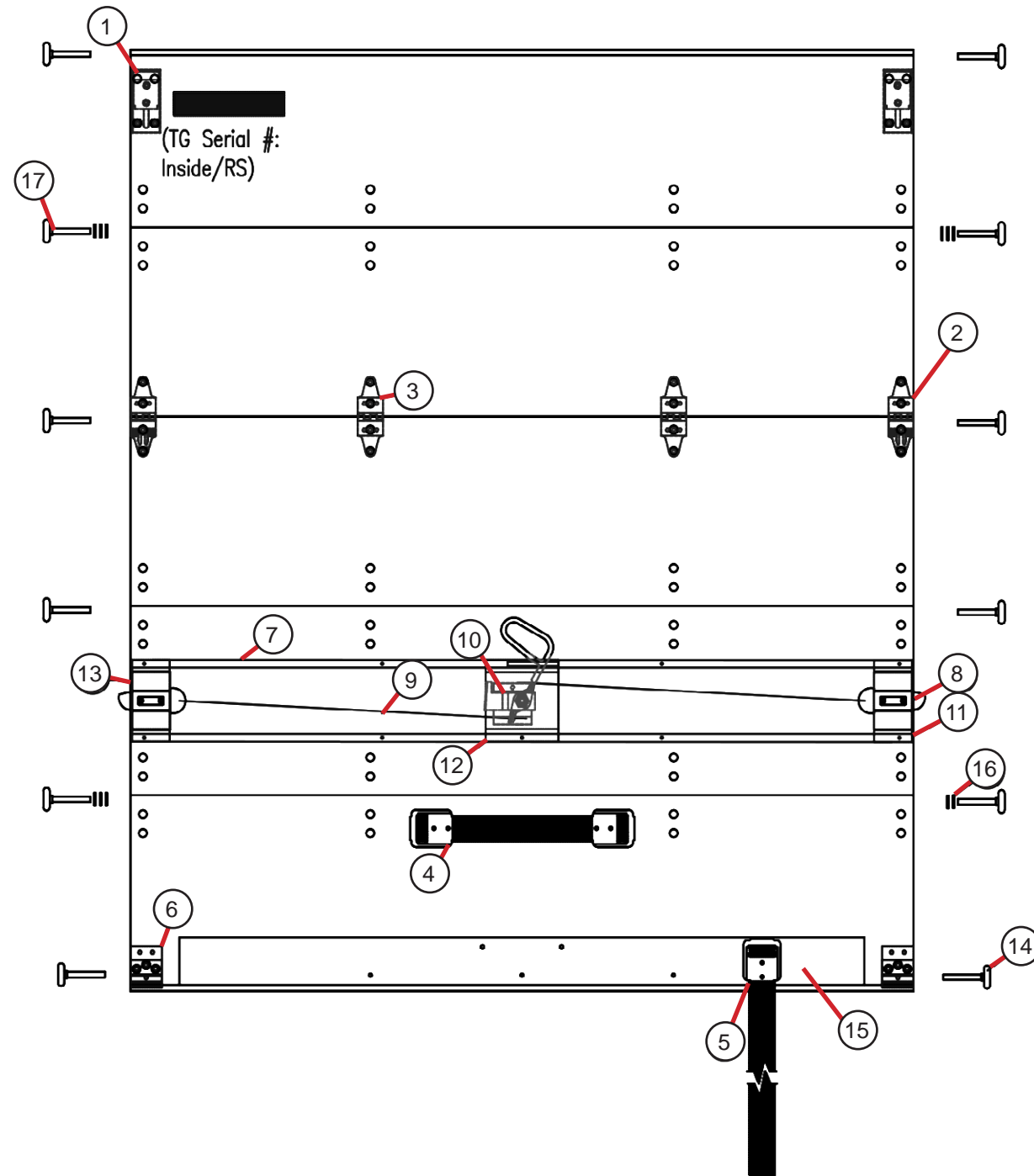
Counterbalance Assembly

13	47106857	COUNTERBALANCE ASSEMBLY
14	47106862	COUNTERBALANCE SHAFT - 62"
15	47106858	SPRING W. PLUGS .192 SQ WIRE X 2.50 X 27.50 (RH)
16	47106753	CABLE DRUM LH (HEX HEAD SET SCREWS)
17	47106754	CABLE DRUM RH (HEX HEAD SET SCREWS)

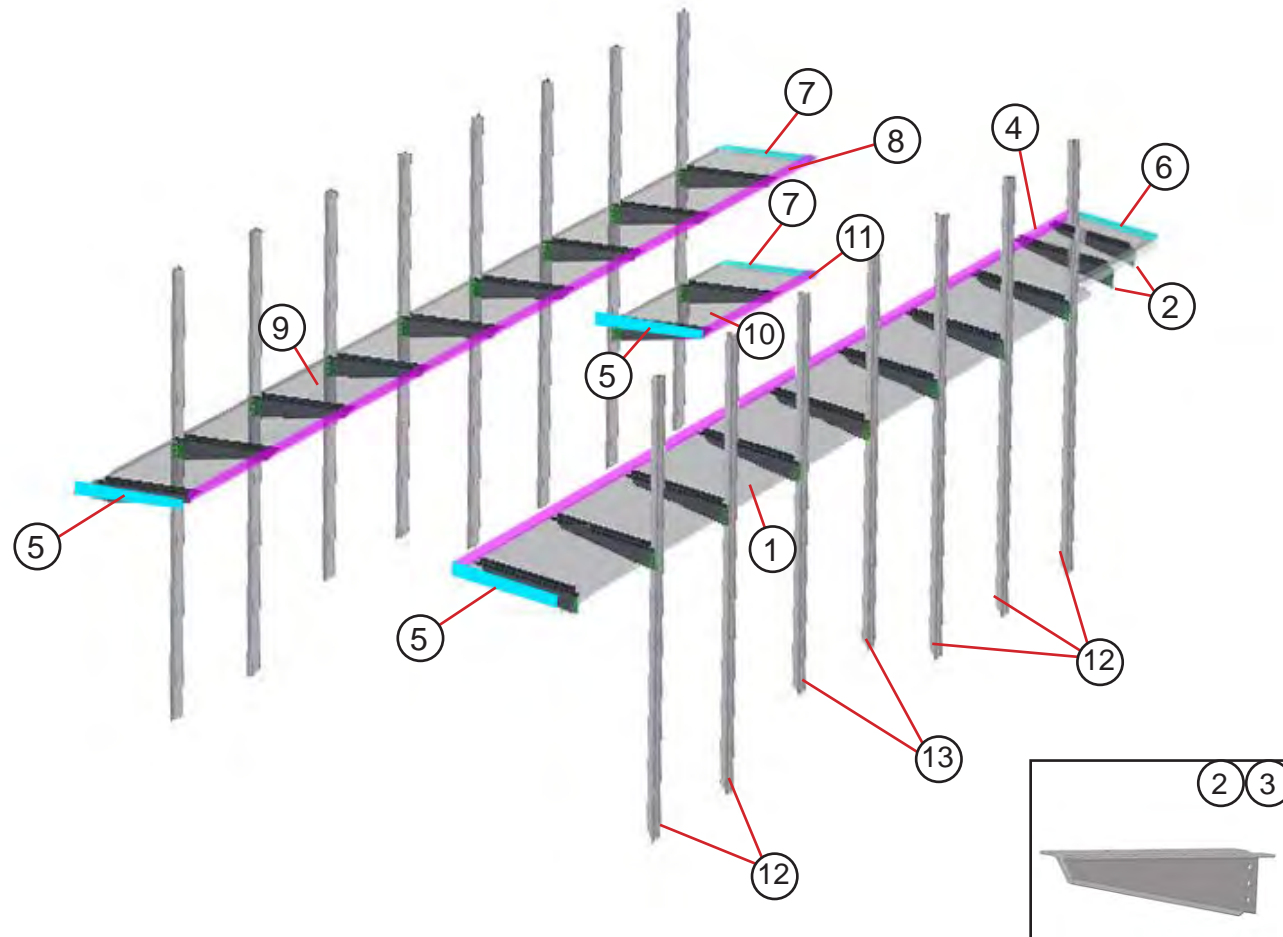
47005936



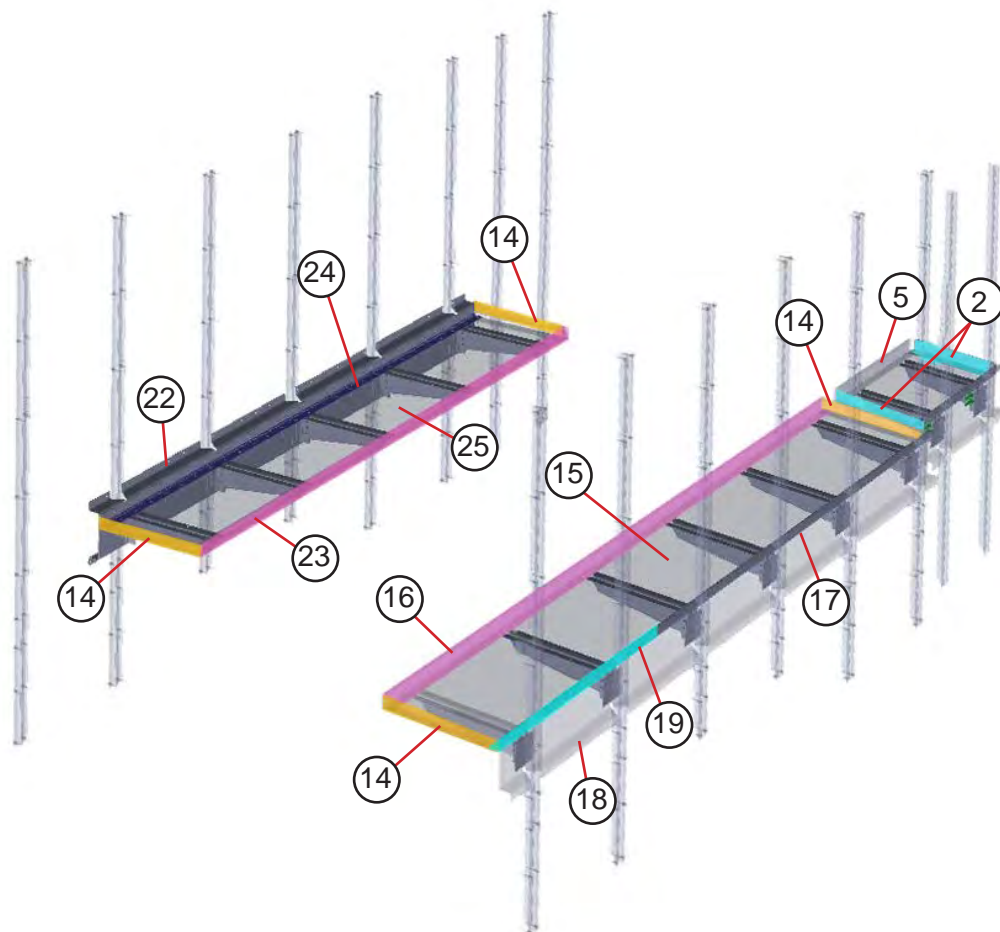
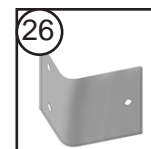
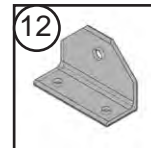

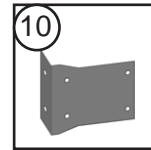
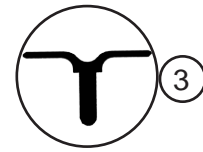
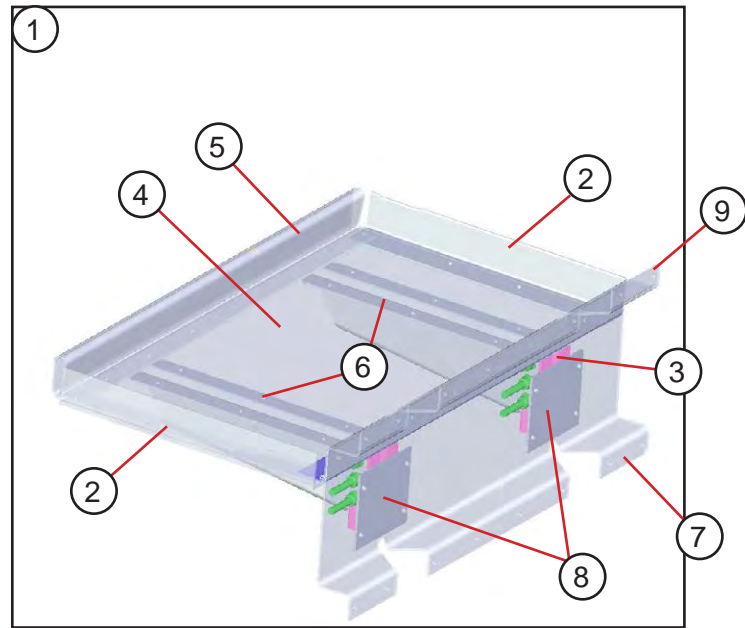
ITEM #	PART #	DESCRIPTION
1	47106796	LIFT HANDLE - BLACK
2	47106762	BRACKET CABLE ANCHOR
3	47106706	PIN CABLE ANCHOR BRACKET
4	47106719	COTTER PIN
5	47106727	CABLE SS 95" METAL EYE
6	47106774	L-HANDLE, NON-KEYED
7	47106783	10-24 X 1" SS SCREW
8	47106784	10-24 SS NYLOK NUT
9	47106802	60 INCH PULL STRAP NO-LOOP
10	47106829	SEAL TOP PANEL
11	47106830	SEAL TOP PANEL - EXTENDED LIP
12	47106852	1/4" COMPOSITE PANEL TOP
13	47106851	1/4" COMPOSITE PANEL INTERMEDIATE X2
14	47106849	1/4" COMPOSITE LATCH PANEL
15	47106848	1/4" COMPOSITE PANEL BOTTOM




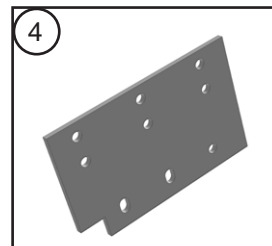
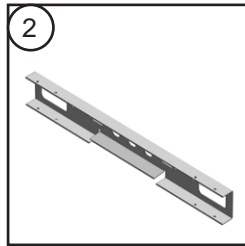
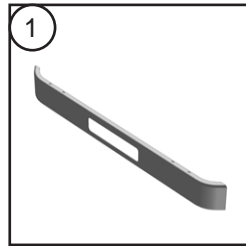
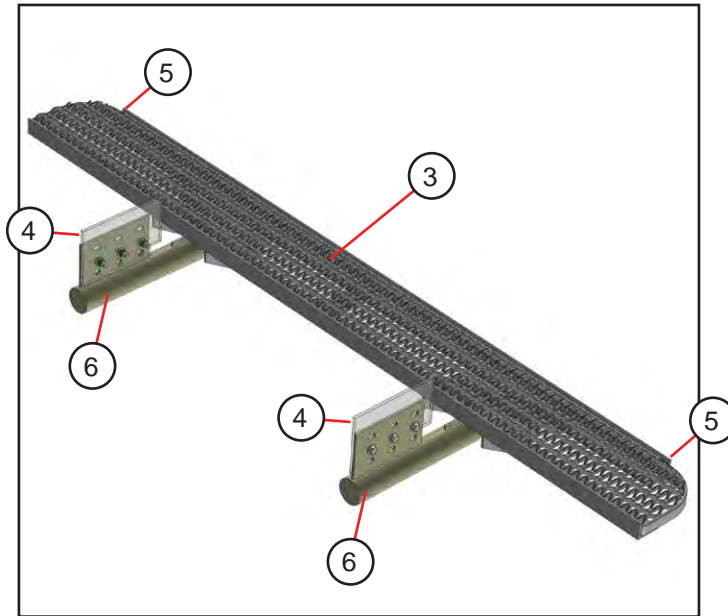
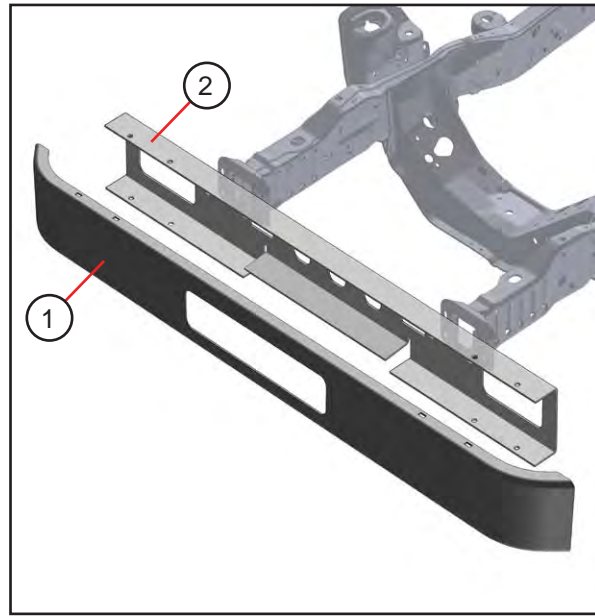
ITEM#	PART#	DESCRIPTION
1	47106710	TOP CLOSURE ASSEMBLY
2	47106044	END HINGE
3	47106731	CENTER HINGE HEAVY DUTY
4	47106837	12" PULL STRAP, NO LOOP - 2 BLK RETAINERS
5	47106802	60" PULL STRAP, NO LOOP
6	47106764	BOTTOM ROLLER BRACKET ASSM, 2" ROLLER
7	47106847	CABLE COVER W/ STUDS - 62" LENGTH
8	47106717	2 POINTT END LATCH - RS
9	47106860	CABLE ASSEMBLY, 2 PT LOCK W/ 2 STOPS & WASHER
10	47106712	2-PT CENTER CONTROL WITH D HANDLE
11	47106836	LATCH BASE END - .91" OFF, PVC/WOOD/13MM COMP, 2" TRACK
12	47106767	LATCH BASE CENTER - .91" OFF, PVC/WOOD/13MM COMP, 2" TRACK
13	47106716	2 PT END LATCH - CS
14	47106765	2" HD SOLID STEEL ROLLER
15	47106861	BLACK 56" LONG BOTTOM ANGLE FOR .25" COMPOSITE W/ INSIDE PS
16	47106718	SPACER ROLLER
17	47106765	ROLLER 2" HIGH CYCLE STEEL
NS	47106724	5/8" STAINLESS STEEL RIVET
NS	47106725	3/4" STAINLESS STEEL RIVET
NS	47106726	7/8" STAINLESS STEEL RIVET
NS	47106720	11/16" ALUMINUM BUCK RIVET
NS	47106721	13/16" ALUMINUM BUCK RIVET



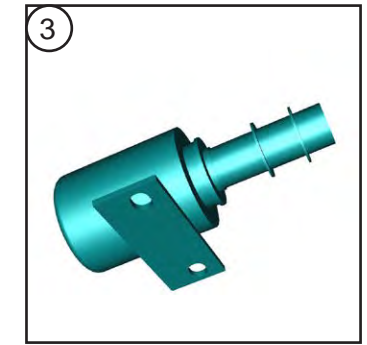
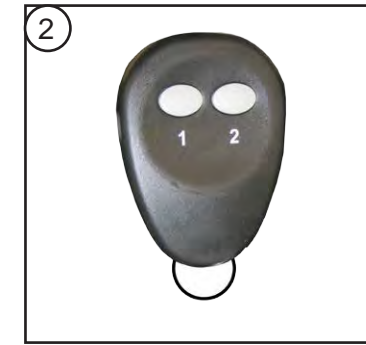
ITEM#	PART #	DESCRIPTION	QTY.	UNIT
1	165105412	PANEL SHELF AL .102X21.27X190.38 RH	1	EA
2	155105421	ARM SHELF AL .125X10.19X17.01 @ DR POCKET	2	EA
3	003779410	ARM SHELF AL .125X10.45X20.02	17	EA
4	165105413	LIP SHELF AL 45058X190.38	1	EA
5	155105417	ANGLE SHELF FXD REAR AL 450523X19.5	3	EA
6	155105420	ANGLE SHELF FXD BHD AL450180X17	1	EA
7	155105418	ANGLE SHELF FXD BHD AL 450180X20	2	EA
8	165105411	LIP SHELF AL 450589X166.38	1	EA
9	165105410	PANEL SHELF AL .102X21.27X166.38 LH	1	EA
10	165105414	PANEL SHELF AL .102X21.27X31.75 LH	1	EA
11	165105415	LIP SHELF AL 450589X31.75	1	EA
12	155048411	STIFFENER SIDE	12	EA
13	155048412	STIFFENER SIDE @ WHEEL WELL	4	EA



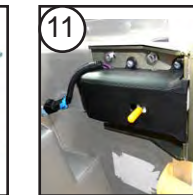
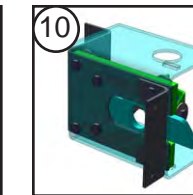
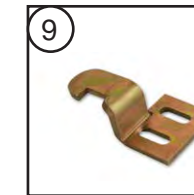
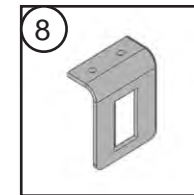
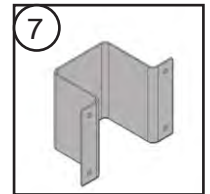
ITEM #	PART #	DESCRIPTION	QTY.	UNIT
SHELF ASSEMBLY FOLDING @ DOOR POCKET				
1		SHELF ASSEMBLY FOLDING @ DOOR POCKET		
2	155106412	ANGLE SHELF FOLDING 450523X14.75	2	EA
3	155106413	STANTION SHELF AL 459919X4.5	2	EA
4	165106412	PANEL SHELF @ DOOR POCKET AL .07X14.75X27.75	1	EA
5	165106413	LIP SHELF AL 450589X27.75	1	EA
6	155106402	ARM SHELF AL .125X10.19X14.01	2	EA
7	155106408	HORIZONTAL HAT AL .125X13.16X27.75	1	EA
8	125105408	SHIM AL .125X4X4.75	2	EA
9	155106410	HINGE SHELF 47007796X27.5	1	EA
10	155106428	CYLINDER SUPPORT SHIM AL .125X4.75X6.48	1	EA
11	47006086	STUD BALL .31-18	2	EA
12	155106429	CYLINDER SUPPORT AL 450188X3	1	EA
13	47006119	SPRING GAS 50LB 12/8.5	1	EA
SHELF ASSEMBLY FOLDING RH				
14	155106417	ANGLE SHELF AL450523X17.75	4	EA
15	165106408	PANEL SHELF AL .07X17.75X156.75 RH	1	EA
16	165106409	LIP SHELF AL 450589X156.75	1	EA
17	155106430	HINGE LONG SS .075X1.5X1.5X114	1	EA
18	165106410	HORIZONTAL HAT AL .125X13.16X156.75	1	EA
19	165106411	HINGE SHORT SS AL 470077X41.38	1	EA
20	155105421	ARM SHELF AL.125X10.19X17.01	6	EA
3	155106413	STANTION SHELF AL 459919X4.5	6	EA
8	125105408	SHIM AL .125X4X4.75	3	EA
21	47006165	SPRING GAS 70LB 12/8.5	3	EA
		SUPPORT BRACKETS ARE THE SAME AS ABOVE # 10, 11 AND 12	3	EA
SHELF ASSEMBLY FOLDING LH				
20	155105421	ARM SHELF AL .125X10.19X17.01	6	EA
3	155106413	STANTION SHELF AL 459919X4.5	6	EA
22	165106407	HORIZONTAL HAT AL.125X13.16X132.75	1	EA
14	155106417	ANGLE SHELF AL450523X17.75	2	EA
23	165106406	LIP SHELF AL 450589X132.75	1	EA
24	155106430	HINGE SHELF 47007796X114	1	EA
25	165106405	PANEL SHELF AL .07X17.75X132.75 LH	1	EA
21	47006166	SPRING GAS 90LB 12/8.5	3	EA
		SUPPORT BRACKETS ARE THE SAME AS ABOVE # 10, 11 AND 12	3	EA
26	150106410	BRACKET SHELF BUMPER AL .125X2.5X2.73	5	EA
27	1107102	BUMPER RUBBER	5	EA



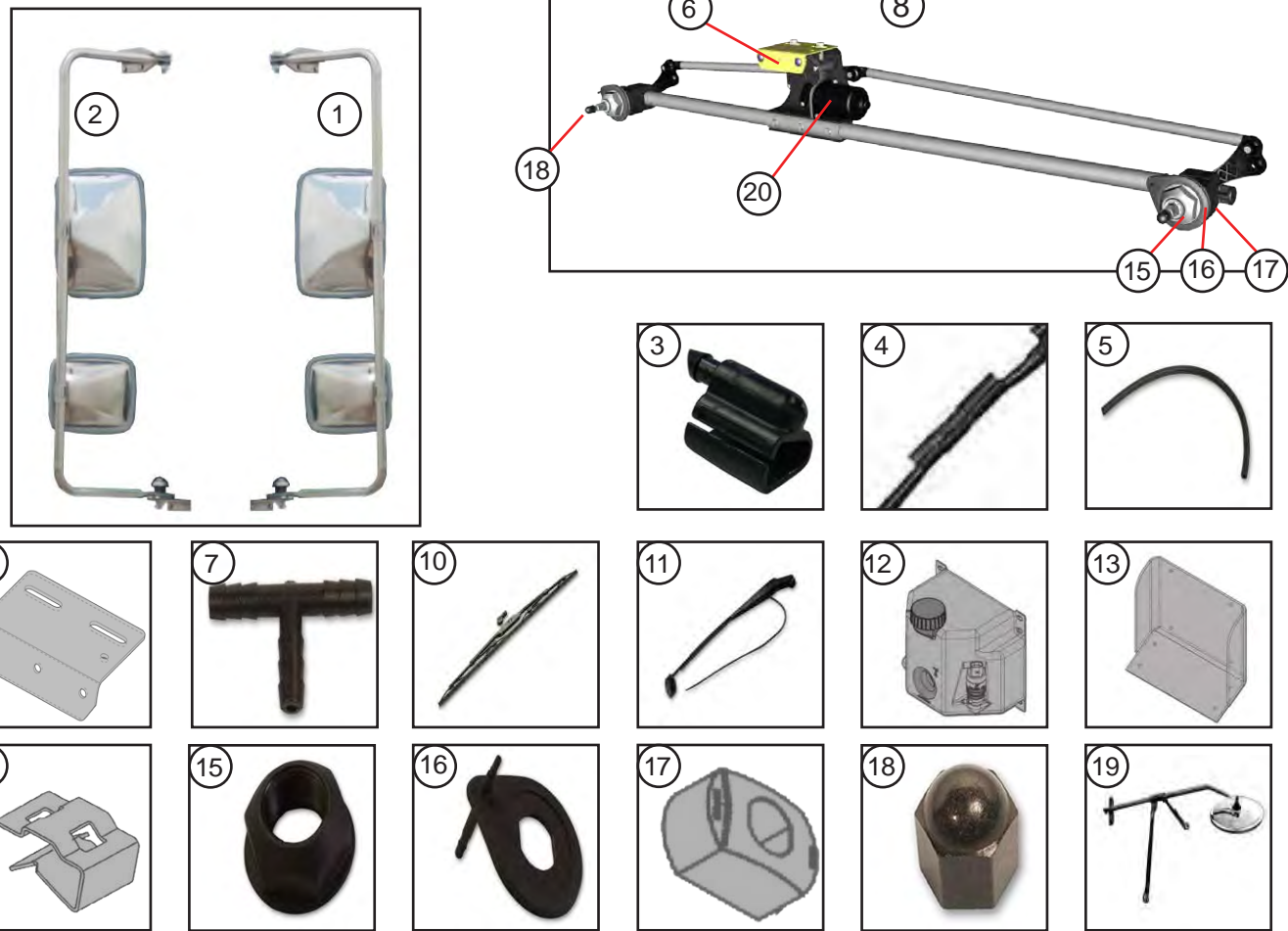
ITEM #	PART #	DESCRIPTION	QTY.	UNIT
FRONT BUMPER				
1	47004269	BUMPER STEEL FRONT 93W 9IN	1	EA
2	165008402	BRACE BUMPER FRONT STL .7X15.22X73	1	EA
REAR BUMPER				
3	47004270	BUMPER REAR 10" DEEP	1	EA
4	175007403	PLATE HANGER STEEL .312X7X11	2	EA
5	97757309	PROTECTIVE RUBBER BUMPER X18"	2	EA
6	003057201	SHOCK BUMPER	2	EA



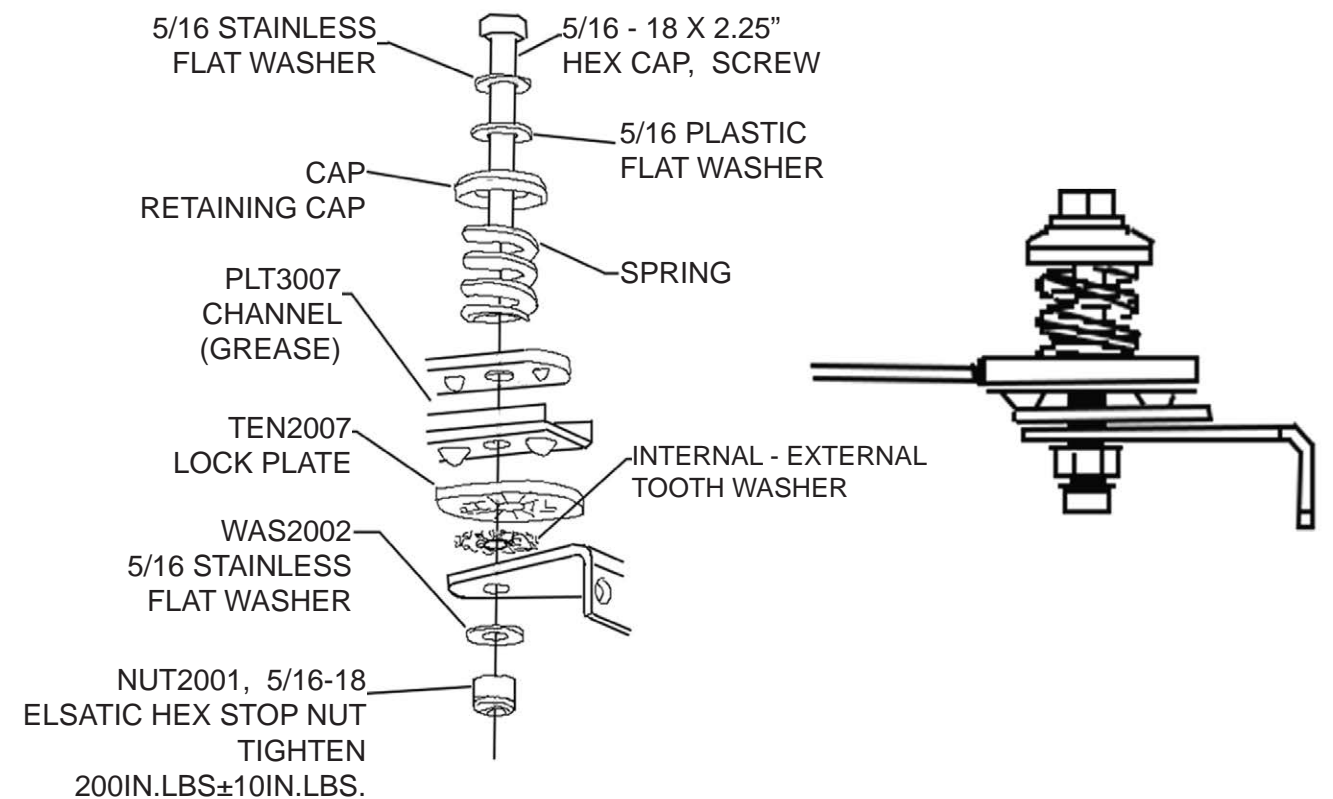
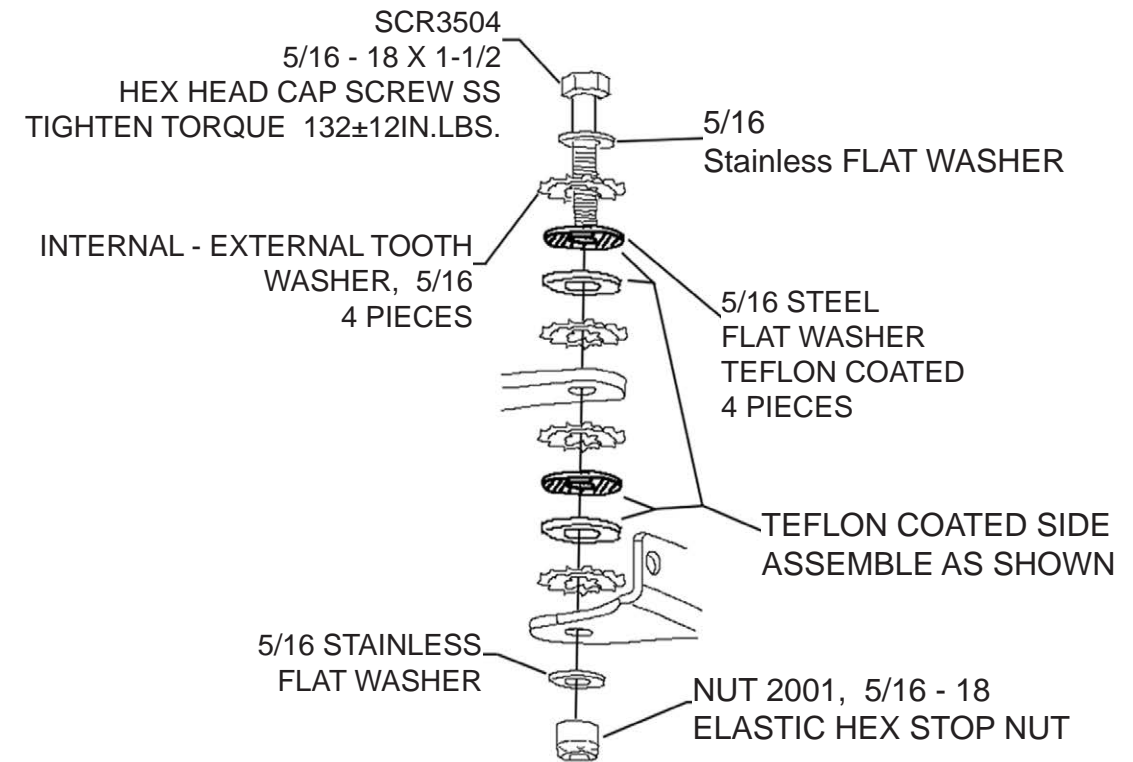
CAUTION!
ALL DOORS AUTOMATICALLY LOCK WHEN CLOSED.
ALWAYS CARRY YOUR ELECTRONIC KEY WITH YOU!




ITEM #	PART #	DESCRIPTION	QTY.	UNIT
1	46029044	KEYLESS RF MODULE	1	EA
2	46029045	REPLACEMENT KEY FOB	1	EA
3	46032317	SOLENOID KEYLESS ENTRY	1	EA
4	001761400	BOLT KEYLESS LOCK REAR DOOR	1	EA
5	006700405	LABEL - DOOR LOCK CAUTION (OPTIONAL)	2	EA
6	46023511	SWITCH ROCKER DOOR UNLOCK SPST	1	EA
7	107093401	GUARD REAR SWITCH AL .102X3.25X9.12	1	EA
8	107093402	PLATE SWITCH REAR AL .125X2.06X3.13	1	EA
9	001761437	LATCH STRIKER STEEL .25 BULKHEAD DOOR	1	EA
10	160074201	LATCH ASSEMBLY KEYLESS REAR DOOR	1	EA
11	46029042	LATCH ASSEMBLY KEYLESS CURBSIDE DOOR	1	EA

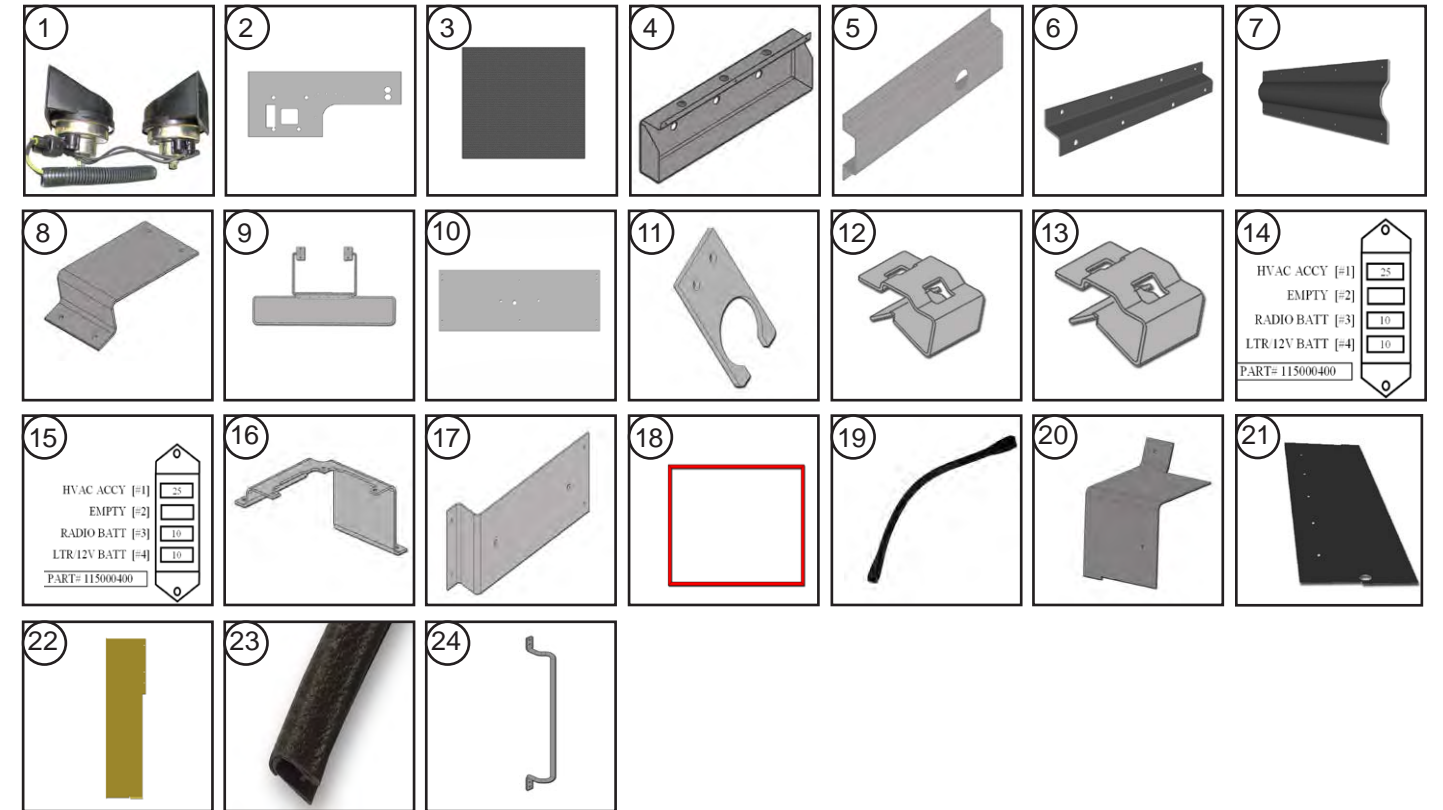


ITEM #	PART #	DESCRIPTION	QTY.	UNIT
1	47006169	MIRROR ASSEMBLY ROADSIDE HEATED	1	EA
2	47006170	MIRROR ASSEMBLY CURBSIDE HEATED	1	EA
3	47004271	WET KIT FOR WIPER ARM (SPRAY NOZZLE & HOSE)	2	EA
4	47004272	RETAINER CLIP FOR HOSE 2"	2	EA
5	1107122	HOSE .188 ID_WSW	12	FT
6	083055454	BRACKET WIPER MOTOR	1	EA
7	1101694	TEE WSWA U/T	1	EA
8	47004188	WIPER SYSTEM TBLR 2 PIVOT	1	EA
10	47004134	BLADE 24IN BLACK	1	EA
11	47004206	ARM WSW WET 22IN RADIAL BLACK	1	EA
12	47004505	RESERVOIR W/PUMP WINDSHIELD WASHER	1	EA
13	165063401	BRACKET MOUNTING RSVR_AL .25X14.9X17.58	1	EA
14	46021115	CLIP BODY LARGE PAN	1	EA
15	47005901	NUT	2	EA
16	47005902	PIVOT COVER	2	EA
17	47005903	SPACER	2	EA
18	81600189	ACORN NUT	1	EA
19	47005099	MIRROR FRONT SIDE VIEW	1	EA
20	47005900	MOTOR FOR WIPER ASSEMBLY	2	EA






ITEM #	PART #	DESCRIPTION	QTY.	UNIT
1	1107324	GROMMET .625X.25X0.875	1	EA
2	1107109	GROMMET .375X.125X.625	1	EA
3	1107079	GROMMET 1X.125X1.375	1	EA
4	44000052	GROMMET .688X.125X1	2	EA
5	46004416	GROMMET 1X.25X1.375	1	EA
6	46004403	GROMMET OBLONG BLACK	2	EA
7	46004443	GROMMET ROUND BLACK 4IN LAMP	4	EA
8	1107308	MUD FLAP BLACK NO LOGO 20X24	1	PR
9	7504428	RETAINER MD/FLP AL .125X1.5X20	2	EA
10	80795014	ANGLE RETAINER AL .188X5X20	2	EA
11	47009574	FIRST AID KIT 10 PERSON	1	EA
12	46025018	REFLECTOR 2.88" AMBER	2	EA
13	46025017	REFLECTOR 2.88" RED	4	EA
14	96721405	GRAB HANDLE 28" AL 450243X39.58	1	EA
15	47001047	GRAB RAIL POWDER COATED YELLOW	1	EA
16	47001082	GRAB HANDLE .5" X 17"	1	EA
17	90187300	GRAB HANDLE .5X15.7	1	EA
18	47009656	FIRE EXTINGUISHER 2.5 LB.	1	EA
19	47009547	TRIANGLE KIT SAFETY	1	EA
20	47009548	BRACKET MOUNTING TRIANGLE KIT	1	EA
21	47009653	CENTER CONSOLE	1	EA
22	165127403	EXTENSION CENTER CONSOLE	1	EA
23	006526401	PANEL SPLASH VINYL .125X19.25X51.6	2	EA
24	98150310	GRAB HANDLE AL 450243X26.38	2	EA



ITEM #	PART #	DESCRIPTION	QTY.	UNIT
1	N/A	HORN (SUPPLIED BY FORD)	1	EA
2	095116400	INSULATION DASH WALL	1	EA
3	47009600	CARPET BULKHEAD GREY	18.5	FT
4	165081400	GUARD LAMP REAR AL .07X11.2X21.25	2	EA
5	155127400	GUARD KMR LAMP AL 450039X16.44	4	EA
6	097105453	GUARD WIRING BULKHEAD KYLS AL .07X1.85X20	1	EA
7	7600858	STIFFENER AL 450003X33.5DLH SLIDING WINDOW	1	EA
8	165019400	HEEL REST ALD .08X9.25X11 LH	1	EA
9	47005614	SUN VISOR BLACK TRAPEZE PADDED	2	EA
10	100092400	BRACKET DOME LAMP	3	EA
11	090087401	PLATE FILLER WIRING AL.102X 1.44X2.63	2	EA
12	46021114	CLIP MEDIUM	1	EA
13	46021115	CLIP LARGE		EA
14	095000400	LABEL FUSE BLOCK LH	1	EA
15	095000401	LABEL FUSE BLOCK RH	1	EA
16	115084402	BRACKET MOUNTING FUSE BLOCK AL .102X6.4X8.66	1	EA
17	165094400	BRACKET MOUNTING JUNCTION BOX REAR WIRING	4	EA
18	45200376	FRAME AD HOLDER RED	2	EA
19	82930022	BUNGIE CORD .375 X 24" (HOOK END - 1113346)	1	EA
20	135024409	PLATE FILLER AL .07X5.83X12.57 DLH SLIDING WINDOW	1	EA
21	083005452	PLATE FILLER AL .07X4.08X27.58 DLH SLIDING WINDOW	1	EA
22	177019403	PANEL LINER BELOW WINDOW LH	1	EA
23	1129005	TRIM QUICK EDGE	1	FT
24	47001084	GRAB HANDLE	1	EA



ITEM #	PART #	DESCRIPTION	QTY.	UNIT
1	4600213	HEADLAMP ASSEMBLY	2	EA
2	46000615	LAMP PARK / TURN (GROMMET - 46004403 x2)	2	EA
3	46002222	LAMP COMBO STOP / TURN / TAIL (SHOWN W/ GROMMET)	2	EA
4	46001431	LAMP BACK UP (USE GROMMET 46004402)	2	EA
5	47009642	LAMP CLEARANCE MARKER LED CLEAR	6	EA
6	46001380	LAMP CLEARANCE MARKER LED RED	3	EA
7	46001340	LAMP CLEARANCE MARKER LED RED	2	EA
8	46001339	LAMP CLEARANCE MARKER LED AMBER	6	EA
8	46001382	LAMP CLEARANCE MARKER SIDE LED AMBER	2	EA
8	46001362	LAMP CLEARANCE MARKER LED AMBER	1	EA
9	46002427	LAMP CLEAR STEPWELL	1	EA
10	46002637	LAMP DOME LED CAB (MOUNTING BRACKET - 100092400)	1	EA
11	47006065	RING TUBE STEEL 4IN ROUND FLG MTD	1	EA
12	46002638	LAMP DOME LED CARGO (BRACKET - 100092401)	2	EA
13	46023508	SWITCH ROCKER DOME CAB SPST ON-OFF	1	EA
14	46023603	SWITCH ROCKER DOME CARGO SPDT ON-ON	1	EA
15	46023511	SWITCH ROCKER DOOR UNLOCK SPST	1	EA
16	46029061	SWITCH ROCKER DASH FAN SPDT ON-OFF-ON	1	EA
17	46023611	SWITCH ROCKER BASE ONLY SPDT ON-ON	1	EA
18	46023618	SWITCH ACTUATOR ONLY HEATED MIRRORS	1	EA
19	46023603	SWITCH ROCKER DOME CARGO SPDT ON-ON	1	EA
20	46003017	LAMP INTERMITTANT WIPER	1	EA
21			1	EA



ITEM #	PART #	DESCRIPTION	QTY.	UNIT
1	48200164	MONITOR DISPLAY BACK UP CAMERA	1	EA
2	48200193	MONITOR MOUNTING BRACKET	1	EA
3	46025594	RADIO AM/FM/WB/RBDS	1	EA
4	46025590	SPEAKERS 6.5" BLACK	2	EA
5	46025559	ANTENNA TOP/SIDE MOUNT	1	EA
6	46030011	FAN 2 SPEED 270 CFM	1	EA
7	46027623	BOOT E/BLK HTR WP CHR M RECEP	1	EA
8	46027624	PLUG 5-15 E/BLK HTR WP CHR M	1	EA
9	46027625	RECEP 5-15 FLEX CBL BLK	1	EA
10	46027377	RECEPTICLE CHR FOR BLANKET HEATER CRD	1	EA
11	46025305	SWITCH MAGNETIC REED NORMALLY OPEN	1	EA
12	N/A	TIMER 3MIN 10A MAX (SUPPLIED BY FORD)	1	EA
13	N/A	IDLE TIMER CONTROLLER (SUPPLIED BY FORD)	1	EA
14	150127459	SUPPORT WIRE RACK AL .125X2X28.5	2	EA
15	46032341	TIMER 10 MINUTE 10A W/O RELAY	1	EA
16	140092402	GUARD CAMERA REAR AL .102X1.56X19.24	1	EA
17	48200166	CAMERA BACK UP REAR	1	EA
18	165127400	COVER WIRE TRANSOM AL .102X7.04X58.94	1	EA
19	48200166	CAMERA BLIND SPOT	1	EA
20	48200192	SUN VISOR FOR MONITOR	1	EA



ZP - ZINC PLATED

Standard	Thread	FIG.	#8	#10	1/4"	5/16	3/8"	.44	1/2"	DIA.	
NYLON LOCKING NUT, HEX	32	1		052266							
NUT "U" SPRING .115 TO .125 PANEL	10-24	10		40301303							
NYLON LOCKING NUT, HEX ZP	24	3		1117307							
NYLON LOCKING NUT, HEX ZP	20	3		1117310							
NYLON LOCKING NUT, HEX ZP	18	3			1117838						
NYLON LOCKING NUT, HEX ZP	16	3			1117344						
LOCKING NUT HEX FLANGE .44-20 OVAL	20	4						1217003			
NUTSERT EXPANDING NYL .275 SQ	20	5		40900006							
NUT NON LOCKING	24	2		1117303							
NUT NON LOCKING	20	2			1117312						
NUT NON LOCKING	16	2							1117316		
GRADE 5											
NUT STL LK LRG FLG GD5 .31-18	18	4							40100560		
NUT STL HEX LK B ZP .5 -13 GR 5	13	1								1117283	
18-8 Stainless											
NUT SS LOCKING	32	3		1117347							
NUT SS LOCKING	24	6		1103354							
NUT SS LOCKING	20	6			1117336						
NUT SS NON LOCKING	20	7			40100044						
NUT SS ACORN LOW CROWN	20	8			40100061						
Speciality											
CHANNEL NUT WITH SPRING 1/4-20	20	9							47009988		
CHANNEL NUT WITH SPRING 3/8-16	16	9								47001001	

Genuine OEM Parts

1.800.233.4823

www.morganolsonparts.com

RIVETS




MAGNA LOCK	Diameter	Fig.	.25	.312	.375	.438	.44	.5	.562	.625	.687	.75	.875	1"
HUCK R6-4	.188	1		1117084	1117061									
HUCK R8-6	.25	2		1117087										
PROTRUDING HEAD	.25	3			40200304		40200634			40200303				
FLUSH HEAD B6-4	.25	4						40200630						
RIV AL BRAIZER HEAD	.125	5		1117402	1117404	1117405		1117406						
RIV AL BRAIZER HEAD	.188	5		1117351	1117353	1117355		1117357	1117359	1117361	1117363	1117365	1117368	
RIV AL BRAIZER HEAD	.25	5						1117380	1117385	1117382	1117386	1117388	1117395	
RIV AL BRAIZER HEAD MOD	.25	5			40200213		40200214	1117409	1117410	1117410	1117408	1117390		
RIV AL FLAT HEAD	.125	7			95780100									
RIV AL FLAT HEAD	.188	7			1117434	1117436		1117438		1117440	1117442			
RIV AL FLAT HEAD	.25	7												
RIV AL POP	.125	10		1117464										
RIV AL POP #10	.406	10		1117456										
RIV AL POP AD 66 BS		10			1117457									
RIV AL POP AD 68 BS								1117458						
RIV AL POP AD 610 BS										1117459				
POP AL OPEN END BLIND	.125	6			1117421									
POP AL OPEN END BLIND	.188	6		1117456						1117459				
POP CLSD BLACK		8						40200629						
SNAP FASTNER		9						40900925						
BULB TYPE BLIND w/WASHER	.188	10			40200621			40200501						

Genuine OEM Parts

1.800.233.4823

www.morganolsonparts.com



Standard	I/D	FIG.	3/8	1/2	9/16	5/8	3/4"	7/8	1"	1-1/4"	1-3/4"
#10 TYPE B FLAT WASHER ZINC/ROHS	.190	1			1117929						
#10 X 1 FENDER WASHER ZC	.190	2							1117950		
#10 EXTERNAL TOOTH LW ZC	.190	3	1117971								
1/4 EXTERNAL TOOTH LW ZC	1/4	3		1117975							
1/4 TYPE B NARROW FLAT WASHER	1/4	4			1117941						
1/4 USS FLAT WASHER ZC/ROHS	1/4	1				1117953				40300918	
1/4 F436 (A325) FLAT WASHER ZC/ROHS	1/4	1				40000047					
FLAT WASHER .060 THICK ZC/RO	1/4	1							1117952		
1/4 USS FLAT WASHER	1/4	1		1117885							
5/16 SPLIT LOCK WASHER ZC/ROHS	5/16	5	1117965								
5/16 USS FLAT WASHER ZC/ROHS	5/16	1						1117955			
3/8 USS FLAT WASHER ZC/ROHS	3/8	1						1117957			
3/8 X 1 FLAT WASHER 1/4 THK NYLON	3/8	6						40000038			
1/2 TYPE B REGULAR FLAT WASHER	1/2	1								40000050	
1/2 TYPE B REGULAR FLAT WASHER ZC	1/2	1								1117945	
1/2 TYPE B WIDE FLAT WASHER ZC/ROHS	1/2	1									1117959
Grade 8											
1/4 FLAT WASHER GR 8 ZC/Y	1/4	7					85761003				
5/16 FLAT WASHER GR 8 ZC/Y	5/16	7						1117937			
3/8 FLAT WASHER GR 8 ZC/Y	3/8	7				40000046			1117947		
7/16 FLAT WASHER GR 8 ZC/Y	7/16	7								1217002	
1/2 FLAT WASHER GR 8 ZC/Y	1/2	7							1117943	1217002	
Stainless 18-8											
#10 X 5/8 BONDED SEALER 18-8 SS	.190	8		85761250		40000053					
1/4 X 5/8 BONDED SEALER 18-8 SS	1/4	8				40000051					
3/8 X 3/4 BONDED SEALER 18-8 SS	3/8	8					40000054				
3/8 X 1" BONDED SEALER 18-8 SS	3/8	8							40000055		
1/4 EXTERNAL TOOTH SS LW ZC	1/4	3		400000510							
Speciality											
WASHER NYLON .13 X .62 ID X 1.380D	5/8	9									137147429

Genuine OEM Parts

1.800.233.4823

www.morganolsonparts.com



	Diameter	Fig.	Length													
			.5	.625	.75	.875	1"	1-1/4"	1-1/2"	2-1/4"	2-1/2"	3"				
18-8 Stainless																
PHILLIPS TRUSS M/S 18-8 SS	8 - 32	1		1117716												
PHILLIPS TRUSS M/S 18-8 SS	10 - 24	1	1117800	1117814	40300498			40300451	1117835							
PHILLIPS TRUSS M/S 18-8 SS	1/4 - 20	1		1117857	1117784			40300453	40300454							
PHILLIPS TRUSS M/S 18-8 SS	5/16 - 18	1			1117928											
PHILLIPS FLAT M/S 18-8 SS	10 - 32	2						1117830	1117900							
PHILLIPS FLAT M/S 18-8 SS	10 - 24	2		1117786				40300510	40300634							
PHILLIPS FLAT M/S 18-8 SS	1/4 - 20	2			40300809			1117782	40300634			40300630	40300631	40300638		
PHILLIPS FLAT M/S 18-8 SS	3/8 - 16	2														
PHILLIPS ROUND M/S 18-8 SS	10 - 24	6			1117209											
6 LOBE PAN T/C M/S 18-8 SS	1/4 - 20	9						1117815								
Standard Steel RoHS																
PHILLIPS ROUND M/S ZC/ROHS	8 - 32	6														
PHILLIPS PAN TEKS/3 ZC/ROHS	10 - 16	5			1117674				1117839							
PHILLIPS TRUSS M/S ZC/ROHS	10 - 24	1														1117793
PHILLIPS TRUSS M/S ZC/ROHS	10 - 32	1	1117723		1117688			1117715								
T/C - Thread Cutting																
PHIL PAN T/S TYPE A ZC	10	8														
PHIL TRUSS T/S TYPE A BLK	10	4						40300101								
PHIL PAN T/S TYPE A BLK	10	7						40300503								
PHIL PAN T/S TYPE A ZC	12	8			1117666											
6 LOBE PAN T/C	1/4 - 20	9		85743152	1117668			40300922								1117684



T/C Thread Cutting 6 Lobe Type A

Genuine OEM Parts

1.800.233.4823

www.morganolsonparts.com

DRAWING NO.	REV	SHT
090093202	A	1 OF 1
DESCRIPTION	BY	DATE
RELEASE FOR PRODUCTION	WJS	
A 80" WAS 64"		

- THIS IS A PURCHASED HARNESS. NO BILL OF MATERIAL EXISTS.
- VENDOR MAY REPLACE PIGTAILS WITH WIRING TO APPROVED MOLDINGS OR CONNECTORS. PIGTAILS SHOWN IN TERMINAL VIEW.
- HARNESS TO BE TESTED FOR CONTENT, OPENS, SHORTS, AND CONTINUITY.
- CONNECTORS SHOWN FROM WIRE ENTRY SIDE, UNLESS OTHERWISE NOTED.
- SPLICES TO BE AUTOMATED WITH SOLDER, AND ADHESIVE LINED HEAT SHRINK TUBING.
- TAPE [1111098]: 6" AT BREAKOUTS, 2" AT 18" PIGTAILS. LENGTHS GREATER THAN 24", AND 2" AT LOOM ENDS.
- HARNESS TO HAVE A LABEL SHOWING MORGAN OLSON PART NUMBER, REVISION LEVEL, AND DATE OF MANUFACTURE.
- SPLIT POLY LOOM UNLESS OTHERWISE NOTED.

NOTES:

- GXL WIRE.

PROPRIETARY
This drawing and the information contained herein are the property of Morgan Olson and are to be used only for the purpose intended. No part of this drawing may be reproduced or transmitted in any form or by any means, electronic, mechanical, photocopying, recording, or by any information storage and retrieval system, without the prior written consent of Morgan Olson.



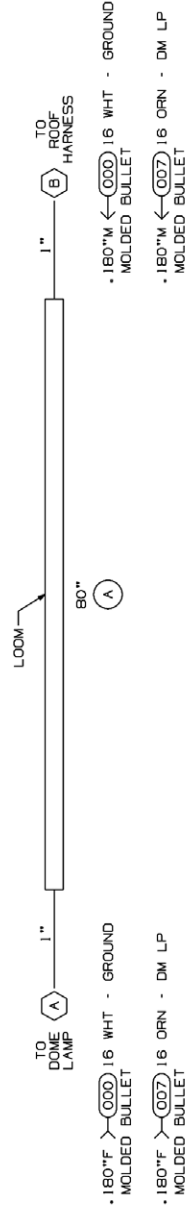
GENERAL STANDARDS UNLESS OTHERWISE NOTED	
1. TOLERANCES - DIMENSIONS	SEE TABLE 1, 2, 3, 4, 5, 6, 7, 8, 9, 10, 11, 12, 13, 14, 15, 16, 17, 18, 19, 20, 21, 22, 23, 24, 25, 26, 27, 28, 29, 30, 31, 32, 33, 34, 35, 36, 37, 38, 39, 40, 41, 42, 43, 44, 45, 46, 47, 48, 49, 50, 51, 52, 53, 54, 55, 56, 57, 58, 59, 60, 61, 62, 63, 64, 65, 66, 67, 68, 69, 70, 71, 72, 73, 74, 75, 76, 77, 78, 79, 80, 81, 82, 83, 84, 85, 86, 87, 88, 89, 90, 91, 92, 93, 94, 95, 96, 97, 98, 99, 100
2. BREAK ALL EXPOSED SHARP EDGES AND CORNERS	SEE TABLE 1, 2, 3, 4, 5, 6, 7, 8, 9, 10, 11, 12, 13, 14, 15, 16, 17, 18, 19, 20, 21, 22, 23, 24, 25, 26, 27, 28, 29, 30, 31, 32, 33, 34, 35, 36, 37, 38, 39, 40, 41, 42, 43, 44, 45, 46, 47, 48, 49, 50, 51, 52, 53, 54, 55, 56, 57, 58, 59, 60, 61, 62, 63, 64, 65, 66, 67, 68, 69, 70, 71, 72, 73, 74, 75, 76, 77, 78, 79, 80, 81, 82, 83, 84, 85, 86, 87, 88, 89, 90, 91, 92, 93, 94, 95, 96, 97, 98, 99, 100
3. ALL DIMENSIONS ARE TO UNLESS OTHERWISE NOTED	SEE TABLE 1, 2, 3, 4, 5, 6, 7, 8, 9, 10, 11, 12, 13, 14, 15, 16, 17, 18, 19, 20, 21, 22, 23, 24, 25, 26, 27, 28, 29, 30, 31, 32, 33, 34, 35, 36, 37, 38, 39, 40, 41, 42, 43, 44, 45, 46, 47, 48, 49, 50, 51, 52, 53, 54, 55, 56, 57, 58, 59, 60, 61, 62, 63, 64, 65, 66, 67, 68, 69, 70, 71, 72, 73, 74, 75, 76, 77, 78, 79, 80, 81, 82, 83, 84, 85, 86, 87, 88, 89, 90, 91, 92, 93, 94, 95, 96, 97, 98, 99, 100
4. ALL DIMENSIONS ARE TO UNLESS OTHERWISE NOTED	SEE TABLE 1, 2, 3, 4, 5, 6, 7, 8, 9, 10, 11, 12, 13, 14, 15, 16, 17, 18, 19, 20, 21, 22, 23, 24, 25, 26, 27, 28, 29, 30, 31, 32, 33, 34, 35, 36, 37, 38, 39, 40, 41, 42, 43, 44, 45, 46, 47, 48, 49, 50, 51, 52, 53, 54, 55, 56, 57, 58, 59, 60, 61, 62, 63, 64, 65, 66, 67, 68, 69, 70, 71, 72, 73, 74, 75, 76, 77, 78, 79, 80, 81, 82, 83, 84, 85, 86, 87, 88, 89, 90, 91, 92, 93, 94, 95, 96, 97, 98, 99, 100
DATE	260CT09
DFW	28816
DO NOT SCALE	260CT09
NAME	HARN JPR CRG D/LP GEN -180BLLT
DRAWING NO.	090093202
SHT	NONE
1 OF 1	A

HARNESS AND LOOM TOLERANCES

- UP TO 60" : -0/+2"
- 60" TO 100" : -0/+4"
- 100" TO 200" : -0/+5"
- 200" TO 400" : -0/+6"
- 400" TO 600" : -0/+7"
- OVER 600" : -0/+8"
- 60 TO 90 : -0/+2"

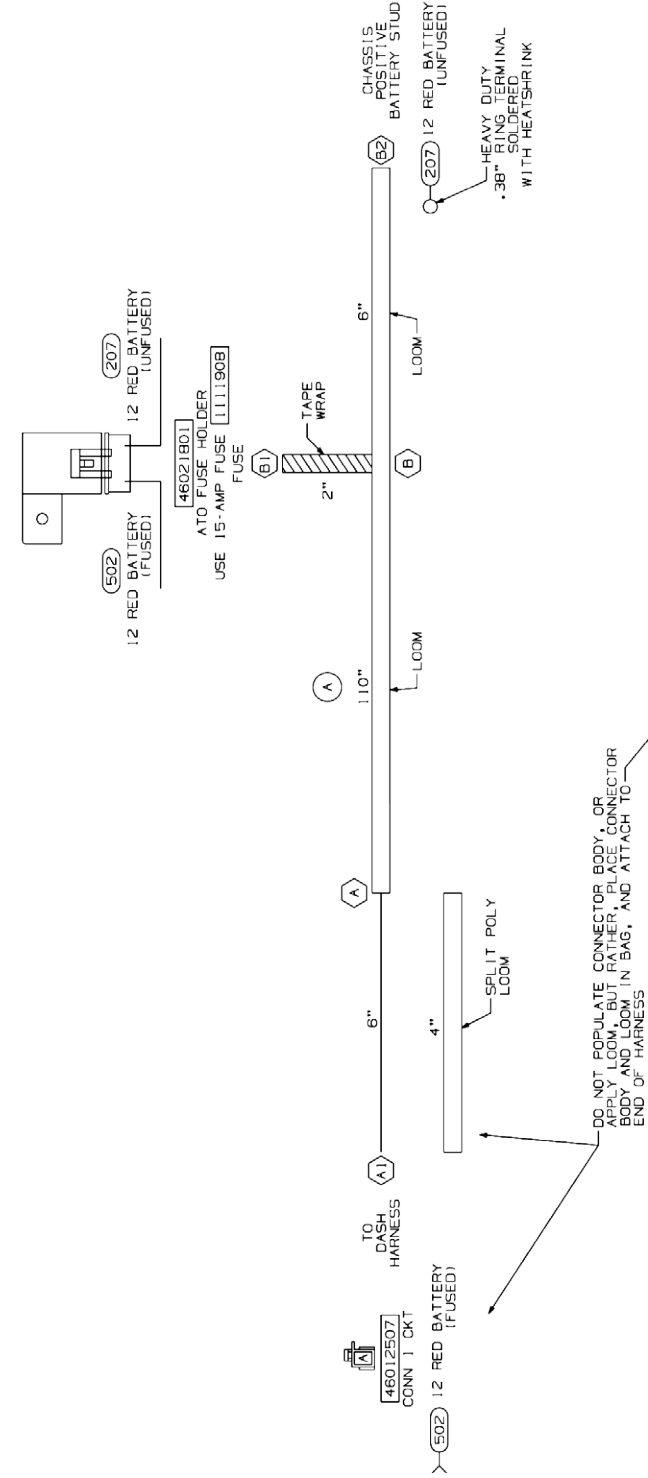
LENGTHS APPLY FROM BREAKOUT TO BREAKOUT, OR BREAKOUT TO WIRE ENTRY SIDE OF CONNECTOR, OR END OF COVER.

FIRST USE:
CV100632
BASED ON:
007366326



FEMALE BULLET TERMINALS TO BE GREASED

DRAWING NO.	REV	SHT
092094203	A	1 OF 1
DESCRIPTION	BY	DATE
RELEASE FOR PRODUCTION	WJS	
A 110" WAS 106"		



DO NOT POPULATE CONNECTOR BODY, OR APPLY LOOM, BUT RATHER, PLACE CONNECTOR BODY AND LOOM IN BAG, AND ATTACH TO END OF HARNESS

HARNESS AND LOOM TOLERANCES

- UP TO 60" : -0/+2"
- 60" TO 100" : -0/+4"
- 100" TO 200" : -0/+5"
- 200" TO 400" : -0/+6"
- 400" TO 600" : -0/+7"
- 60 TO 90 : -0/+2"

LENGTHS APPLY FROM BREAKOUT TO BREAKOUT, OR BREAKOUT TO WIRE ENTRY SIDE OF CONNECTOR, OR END OF COVER.

FIRST USE:
CV100626
BASED ON:
098094201

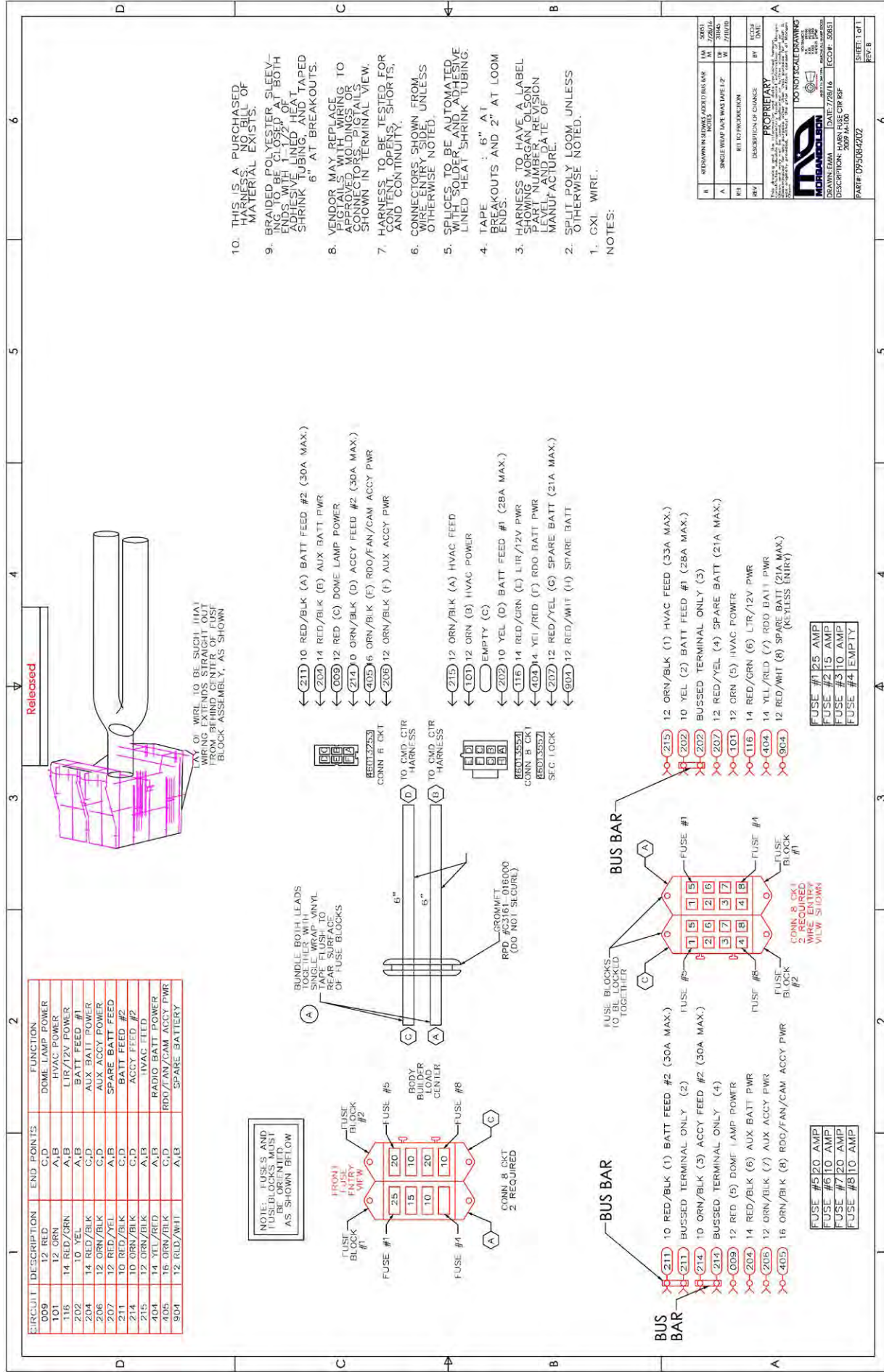
PROPRIETARY
This drawing and the information contained herein are the property of Morgan Olson and are to be used only for the purpose intended. No part of this drawing may be reproduced or transmitted in any form or by any means, electronic, mechanical, photocopying, recording, or by any information storage and retrieval system, without the prior written consent of Morgan Olson.



GENERAL STANDARDS UNLESS OTHERWISE NOTED	
1. TOLERANCES - DIMENSIONS	SEE TABLE 1, 2, 3, 4, 5, 6, 7, 8, 9, 10, 11, 12, 13, 14, 15, 16, 17, 18, 19, 20, 21, 22, 23, 24, 25, 26, 27, 28, 29, 30, 31, 32, 33, 34, 35, 36, 37, 38, 39, 40, 41, 42, 43, 44, 45, 46, 47, 48, 49, 50, 51, 52, 53, 54, 55, 56, 57, 58, 59, 60, 61, 62, 63, 64, 65, 66, 67, 68, 69, 70, 71, 72, 73, 74, 75, 76, 77, 78, 79, 80, 81, 82, 83, 84, 85, 86, 87, 88, 89, 90, 91, 92, 93, 94, 95, 96, 97, 98, 99, 100
2. BREAK ALL EXPOSED SHARP EDGES AND CORNERS	SEE TABLE 1, 2, 3, 4, 5, 6, 7, 8, 9, 10, 11, 12, 13, 14, 15, 16, 17, 18, 19, 20, 21, 22, 23, 24, 25, 26, 27, 28, 29, 30, 31, 32, 33, 34, 35, 36, 37, 38, 39, 40, 41, 42, 43, 44, 45, 46, 47, 48, 49, 50, 51, 52, 53, 54, 55, 56, 57, 58, 59, 60, 61, 62, 63, 64, 65, 66, 67, 68, 69, 70, 71, 72, 73, 74, 75, 76, 77, 78, 79, 80, 81, 82, 83, 84, 85, 86, 87, 88, 89, 90, 91, 92, 93, 94, 95, 96, 97, 98, 99, 100
3. ALL DIMENSIONS ARE TO UNLESS OTHERWISE NOTED	SEE TABLE 1, 2, 3, 4, 5, 6, 7, 8, 9, 10, 11, 12, 13, 14, 15, 16, 17, 18, 19, 20, 21, 22, 23, 24, 25, 26, 27, 28, 29, 30, 31, 32, 33, 34, 35, 36, 37, 38, 39, 40, 41, 42, 43, 44, 45, 46, 47, 48, 49, 50, 51, 52, 53, 54, 55, 56, 57, 58, 59, 60, 61, 62, 63, 64, 65, 66, 67, 68, 69, 70, 71, 72, 73, 74, 75, 76, 77, 78, 79, 80, 81, 82, 83, 84, 85, 86, 87, 88, 89, 90, 91, 92, 93, 94, 95, 96, 97, 98, 99, 100
4. ALL DIMENSIONS ARE TO UNLESS OTHERWISE NOTED	SEE TABLE 1, 2, 3, 4, 5, 6, 7, 8, 9, 10, 11, 12, 13, 14, 15, 16, 17, 18, 19, 20, 21, 22, 23, 24, 25, 26, 27, 28, 29, 30, 31, 32, 33, 34, 35, 36, 37, 38, 39, 40, 41, 42, 43, 44, 45, 46, 47, 48, 49, 50, 51, 52, 53, 54, 55, 56, 57, 58, 59, 60, 61, 62, 63, 64, 65, 66, 67, 68, 69, 70, 71, 72, 73, 74, 75, 76, 77, 78, 79, 80, 81, 82, 83, 84, 85, 86, 87, 88, 89, 90, 91, 92, 93, 94, 95, 96, 97, 98, 99, 100
DATE	04OCT09
DFW	28501
DO NOT SCALE	04OCT09
NAME	HARN PWR KYLS SPCL 2009 M-100 RTL FCC
DRAWING NO.	092094203
SHT	NONE
1 OF 1	A

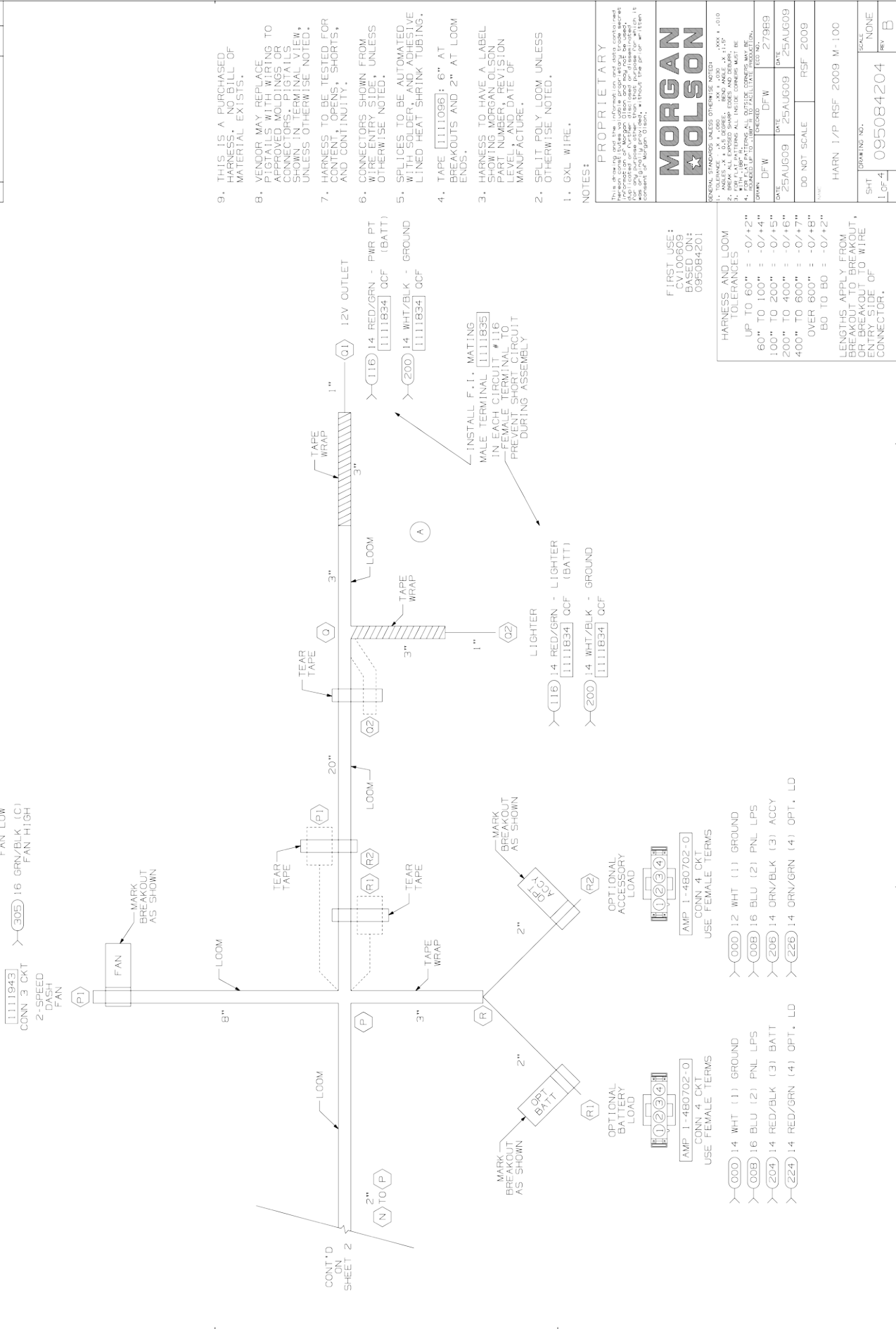
NOTES:

- GXL WIRE.



DRWING NO.	REV	SHT
095084204	B	L of 4
DESCRIPTION	REV	DATE
RELEASE FOR PRODUCTION		
A REV'D B/D'S "01422"		
B 7" WAS 1" AT 61		

VENDOR TO KEEP LOOM SIZE AS SMALL AS POSSIBLE



MORGAN MOLSON

GENERAL STANDARD SALES ORIENTED NOTES

- WIRING TO BE TESTED FOR CONTENT, OPENS, SHORTS, AND CONTINUITY.
- CONNECTORS SHOWN FROM WIRE ENTRY SIDE UNLESS OTHERWISE NOTED.
- SPLICES TO BE AUTOMATED LINED HEAT SHRINK TUBING.
- TAPE [1111096] : 6" AT BREAKOUTS AND 2" AT LOOM ENDS.
- HARNESS TO HAVE A LABEL SHOWING MORGAN MOLSON PART NUMBER, REVISION LEVEL, AND DATE OF MANUFACTURE.
- SPLIT POLY LOOM UNLESS OTHERWISE NOTED.

PROPRIETARY

Part of the information on this drawing is the property of Morgan Molson. It is not to be reproduced, stored in a retrieval system, or transmitted in any form or by any means, electronic, mechanical, photocopying, recording, or by any information storage and retrieval system, without the prior written permission of Morgan Molson.

MORGAN MOLSON

DATE: 7/20/16
DRAWN: JAMA
DESCRIPTION: HARN USE CTR RIF
PART: 095084204
SHEET: 011
REV: B

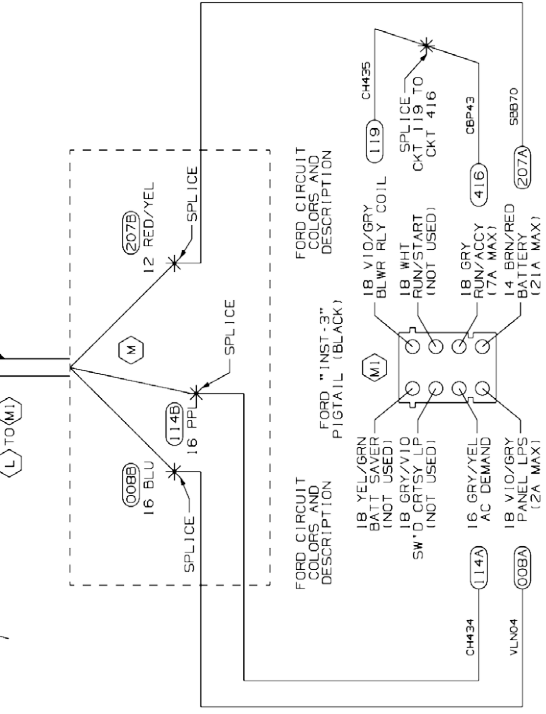
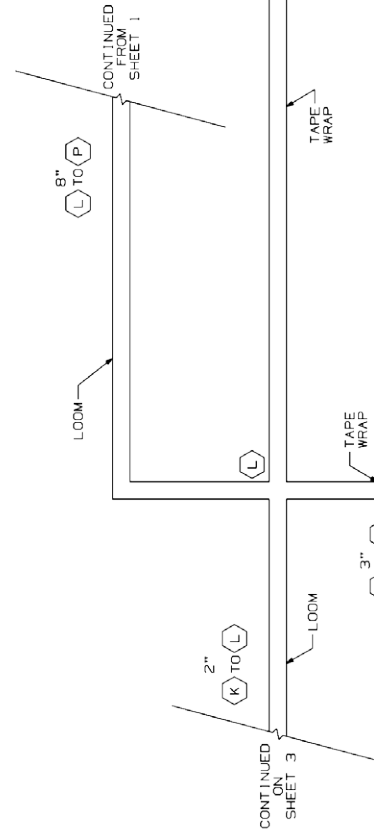
PREFERRED CONSTRUCTION TO REPLACE THE FORD PIGTAIL WITH THE FORD CONNECTOR AND APPROPRIATE TERMINALS, USING WIRE GAUGES AND COLORS PER TABLE BELOW.

- 008 - 16 BLU
- 114 - 16 PPL
- 207 - 12 RED/YEL
- 416 - 16 GRV

ALTERNATE CONSTRUCTION LOCATE FORD DUNNAGE 9C24-14370-AC PIGTAIL (INST-31).

1. LOCATE FORD DUNNAGE 9C24-14370-AC PIGTAIL (INST-31).
2. SPLICE INTO HARNESS TRUNK AS SHOWN, STAGGERING SPLICES FOR NEAT WIRE BUNDLE LAY.
3. UNUSED LEADS MAY BE TRIMMED BACK TO IMPROVE NEATNESS.
4. APPLY HEAT SHRINK TUBING TO UNUSED LEADS.

ALTERNATE CONSTRUCTION REQUIRES FORD PIGTAIL TO BE SHIPPED TO WIRE HARNESS SUPPLIER FROM MORGAN OLSON.



9C24-14370-AC FORD PIGTAIL WIRE ENTRY VIEW

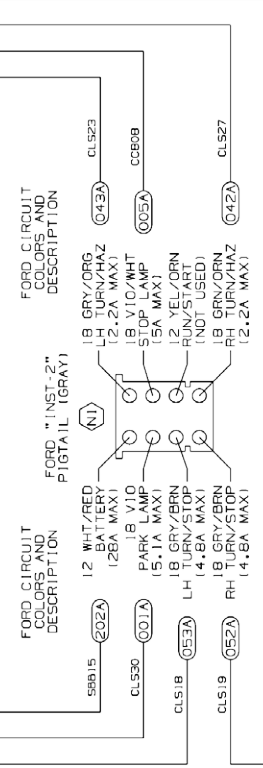
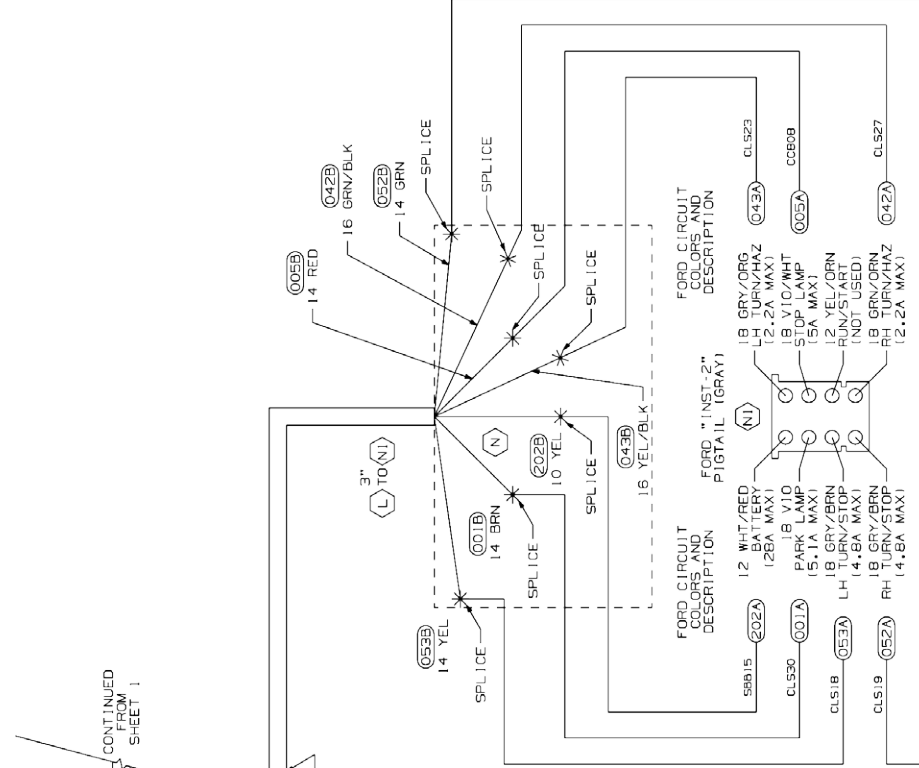
PREFERRED CONSTRUCTION TO REPLACE THE FORD PIGTAIL WITH THE FORD CONNECTOR AND APPROPRIATE TERMINALS, USING WIRE GAUGES AND COLORS PER TABLE BELOW.

- 042 - 16 GRN/BLK
- 051 - 14 RED
- 202 - 10 YEL
- 052 - 14 GRN/BLK
- 053 - 14 YEL

ALTERNATE CONSTRUCTION LOCATE FORD DUNNAGE 9C24-13A71B-AC PIGTAIL (INST-2).

1. LOCATE FORD DUNNAGE 9C24-13A71B-AC PIGTAIL (INST-2).
2. SPLICE INTO HARNESS TRUNK AS SHOWN, STAGGERING SPLICES FOR NEAT WIRE BUNDLE LAY.
3. UNUSED LEADS MAY BE TRIMMED BACK TO IMPROVE NEATNESS.
4. APPLY HEAT SHRINK TUBING TO UNUSED LEADS.

ALTERNATE CONSTRUCTION REQUIRES FORD PIGTAIL TO BE SHIPPED TO WIRE HARNESS SUPPLIER FROM MORGAN OLSON.



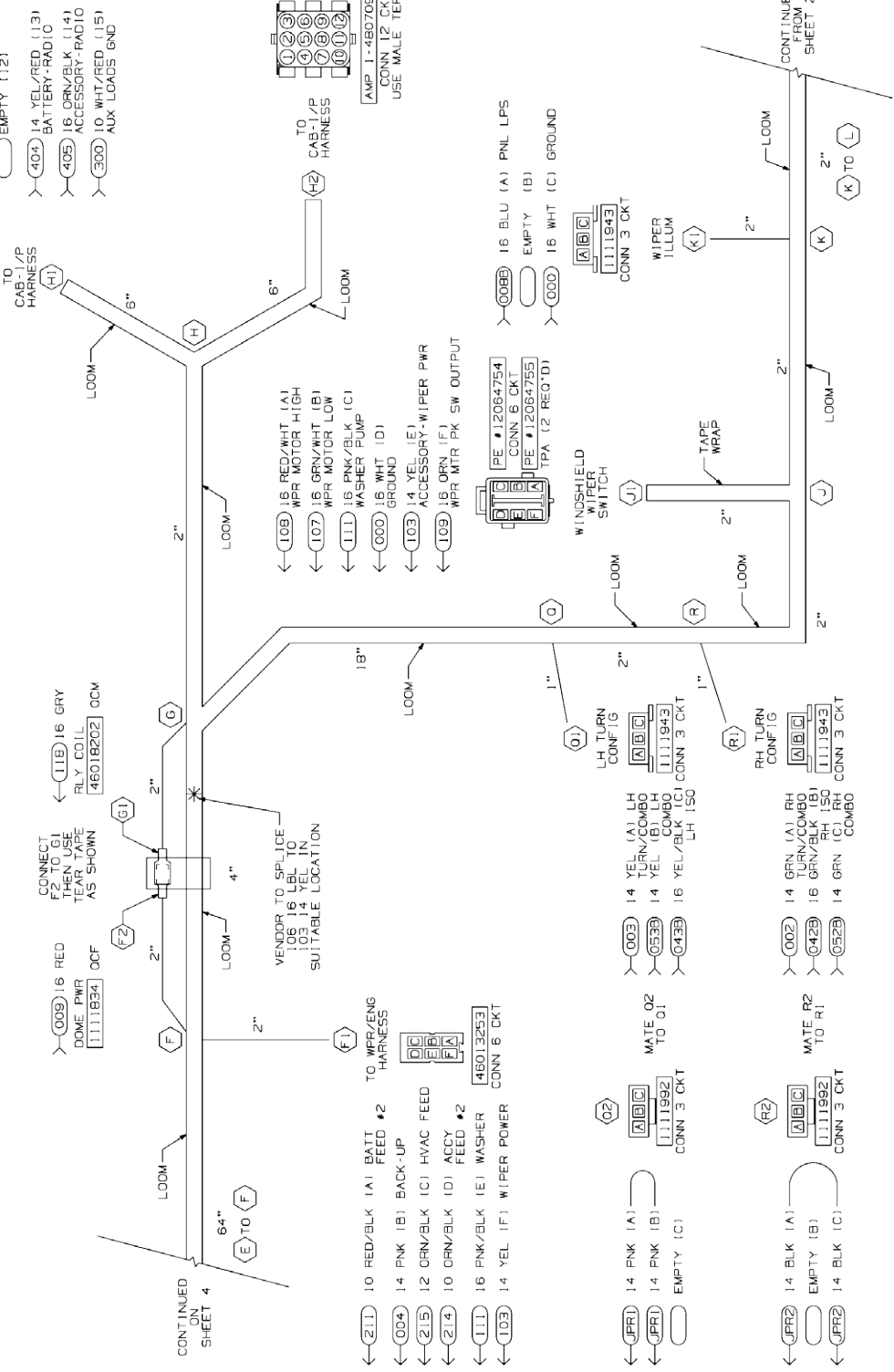
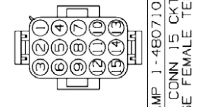
9C24-13A71B-AC FORD PIGTAIL WIRE ENTRY VIEW

DRAWING NO.	REV	SHT
115084206		2 OF 5
DESCRIPTION	DATE	
RELEASE FOR PRODUCTION		

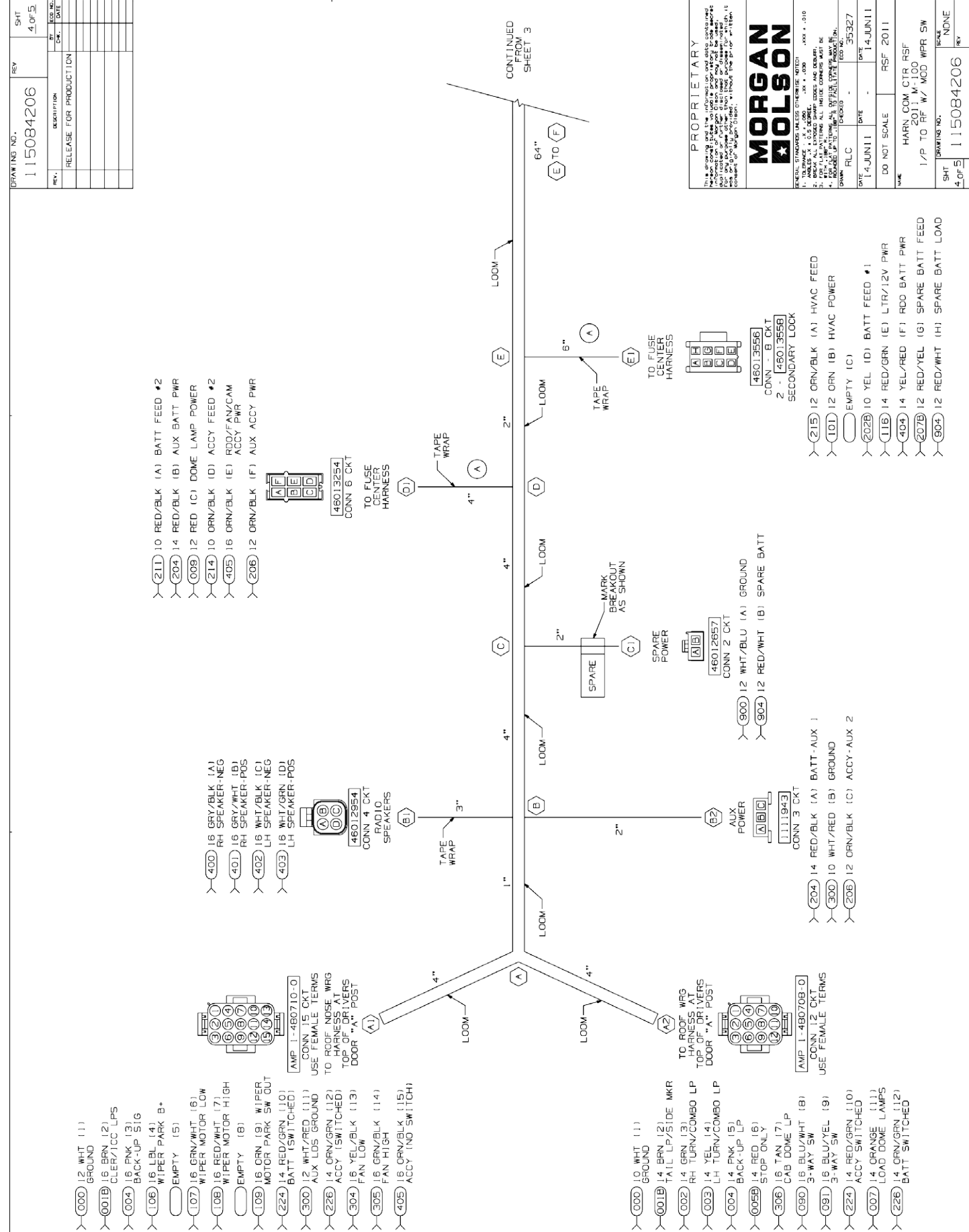
PROPRIETARY		
MORGAN OLSON		
MORGAN OLSON IS A REGISTERED TRADEMARK OF MORGAN OLSON PARTS, INC. ALL RIGHTS RESERVED. THIS DOCUMENT IS THE PROPERTY OF MORGAN OLSON PARTS, INC. IT IS TO BE USED ONLY FOR THE PURPOSES INTENDED. IT IS NOT TO BE REPRODUCED OR TRANSMITTED IN ANY FORM OR BY ANY MEANS, ELECTRONIC OR MECHANICAL, INCLUDING PHOTOCOPYING, RECORDING, OR BY ANY INFORMATION STORAGE AND RETRIEVAL SYSTEM.		
DATE	14JUN11	DATE
REV		REV
SCALE	DO NOT SCALE	SCALE
NAME	HARN. COM CTR RSF	NAME
	2011 M-100	
	1/P TO RF W/ MOD WPR SW	
DRAWING NO.	115084206	DRAWING NO.
SHT	2 OF 5	SHT
REV		REV

DRAWING NO.	REV	SHT
115084206		3 OF 5
DESCRIPTION	DATE	
RELEASE FOR PRODUCTION		

- > (000) 12 WHT (11) BODY GROUND
- > (008B) 16 BLU (2) PANEL LAMPS
- > (008) 12 RED (3) BATTERY-DOME LPS
- > (050) 16 BLU/WHT (4) 3-WAY SWITCH
- > (081) 16 BLU/YEL (5) 3-WAY SWITCH
- > (101) 12 ORN (6) ACCESSORY-HVAC
- > () EMPTY (7) BATT-12V OUTLET
- > (11B) 18 GRV (9) DOME RLY COIL B+
- > (204) 14 RED/BLK (10) BATTERY-AUX
- > (205) 12 GRN/BLK (11) ACCESSORY-AUX
- > () EMPTY (12) CAB LAMP
- > (404) 14 YEL/RED (13) BATTERY-RADIO
- > (405) 16 ORN/BLK (14) ACCESSORY-RADIO
- > (300) 10 WHT/RED (15) AUX LOADS GND



PROPRIETARY		
MORGAN OLSON		
MORGAN OLSON IS A REGISTERED TRADEMARK OF MORGAN OLSON PARTS, INC. ALL RIGHTS RESERVED. THIS DOCUMENT IS THE PROPERTY OF MORGAN OLSON PARTS, INC. IT IS TO BE USED ONLY FOR THE PURPOSES INTENDED. IT IS NOT TO BE REPRODUCED OR TRANSMITTED IN ANY FORM OR BY ANY MEANS, ELECTRONIC OR MECHANICAL, INCLUDING PHOTOCOPYING, RECORDING, OR BY ANY INFORMATION STORAGE AND RETRIEVAL SYSTEM.		
DATE	14JUN11	DATE
REV		REV
SCALE	DO NOT SCALE	SCALE
NAME	HARN. COM CTR RSF	NAME
	2011 M-100	
	1/P TO RF W/ MOD WPR SW	
DRAWING NO.	115084206	DRAWING NO.
SHT	3 OF 5	SHT
REV		REV



CIRCUIT	DESCRIPTION	END POINTS	FUNCTION
000	10/12/16 WHI	A1, A2, H1, J1, K1, P1	GROUND
001A	16 V10	N, N1	CLERK/MKR/ICC LAMPS
001B	14/16 BRN	A1, A2, N	CLERK/MKR/ICC LAMPS
002	14 GRN	A2, R1	RH TURN/COMBO
003	14 YEL	A2, O1	LH TURN/COMBO
004	14/16 PNK	A1, A2, F1	BACKUP SIGNAL
005A	16 V10/WHT	N, N1	STOP ONLY
005B	14 RED	A2, N	STOP ONLY
007	14 GRN	A2, H2	LOAD DOME LAMP(S)
008A	16 V10/GRY	M, M1	DASH ILLUMINATION
008B	16 BLU	H1, K1, M	DASH ILLUMINATION
009	12/16 RED	D1, F2, H1	DOME BATTERY FEED
042A	16 GRN/ORN	N, N1	RH 150 TURN
042B	16 GRN/BLK	N, R1	RH 150 TURN
043A	16 GRY/ORN	N, N1	LH 150 TURN
043B	16 YEL/BLK	N, O1	LH 150 TURN
052A	16 GRY/BRN	N, N1	RH TURN COMBO
052B	14 GRN	N, R1	RH TURN COMBO
053A	16 GRY/BRN	N, N1	LH TURN COMBO
053B	14 YEL	N, O1	LH TURN COMBO
080	16 BLU/WHT	A2, H1	LOAD DM 3W SW
081	16 BLU/YEL	A2, H1	LOAD DM 3W SW
100	12 WHT/ORN	H2, P2	HVAC GROUND
101	12 GRN	E1, H1	ELEK HVAC POWER
103	14 YEL	F1, J1, SPLICE	WIPER PARK SWITCH B+
105	16 LBL	A1, SPLICE	WIPER LOW
107	16 GRN/WHT	A1, J1	WIPER HIGH
108	16 RED/WHT	A1, J1	WIPER MOTOR SWITCH
109	16 GRN	A1, J1	WASHER PUMP
111	16 PNK/BLK	F1, J1	AC DEMAND
114A	16 GRY/YEL	M, M1	AC DEMAND
114B	16 PPL	M, P3	AC DEMAND
116	14 RED/GRN	E1, H1	LIGHTER/12V OUTLET
118	16 GRY	G1, H1	LOAD DOME RELAY COIL B+
119	16 V10/GRY	M1, M1	HVAC BLOWER RELAY COIL
200	14 WHT/BLK	H2, P2	LIGHTER/12V OUTLET GND
202A	12 WHT/RED	N, N1	BATTERY FEED #1
202B	10 YEL	E1, N	BATTERY FEED #1
204	14 RED/BLK	B2, D1, H1	AUX BATTERY POWER
205	12 ORN/BLK	B2, D1, H1	AUX ACCESSORY POWER
207A	14 BRN/RED	M, M1	SPARE BATTERY FEED
207B	12 RED/YEL	E1, M	SPARE BATTERY FEED
211	10 RED/BLK	D1, F1	BATTERY FEED #2
214	10 ORN/BLK	D1, F1	ACCESSORY FEED #2
215	12 ORN/BLK	E1, F1	HVAC POWER FEED (ACCY)
224	14 RED/GRN	A1, A2, H2	SWITCHED BATTERY LOADS
226	14 ORN/GRN	A1, A2, H2	SWITCHED ACCESSORY LOADS
300	10/12 WHT/RED	A1, B2, H1, P1	AUX/LEADY LOADS GND
304	16 YEL/BLK	A1, H2	DASH FAN LOW
305	16 GRN/BLK	A1, H2	DASH FAN HIGH
306	16 TAN	A2, H2	CAB DOME LAMP
400	16 GRY/BLK	B1, H2	RH SPEAKER (-)
401	16 GRY/WHT	B1, H2	RH SPEAKER (+)
402	16 WHT/BLK	B1, H2	LH SPEAKER (-)
403	16 WHT/GRN	B1, H2	LH SPEAKER (+)
404	14 YEL/RED	E1, H1	RADIO BATTERY POWER
405	16 ORN/BLK	A1, D1, H1	RDD/FAN/CAM ACCY POWER
416	16 GRY	M1, M1	RUN/ACCESSORY
900	12 WHT/BLU	C1, P2	SPARE GROUND
904	12 RED/WHT	C1, E1	SPARE BATTERY POWER
JPR1	14 PNK	O2, O2	LH TURN JUMPER
JPR2	14 BLK	R2, R2	RH TURN JUMPER

•SEE NOTES
OPTIONAL: CIRCUITS 400 & 401 MAY BE SUPPLIED AS STANDARD SPEAKER "ZIP CORD" PAIRS. CIRCUIT NUMBER AND CONNECTOR INDEXING MUST BE MAINTAINED AS SHOWN.
OPTIONAL: CIRCUITS 402 & 403 MAY BE SUPPLIED AS STANDARD SPEAKER "ZIP CORD" PAIRS. CIRCUIT NUMBER AND CONNECTOR INDEXING MUST BE MAINTAINED AS SHOWN.

PROPRIETARY
THIS DRAWING IS THE PROPERTY OF MORGAN OLSON PARTS AND IS NOT TO BE REPRODUCED OR TRANSMITTED IN ANY FORM OR BY ANY MEANS, ELECTRONIC OR MECHANICAL, INCLUDING PHOTOCOPYING, RECORDING, OR BY ANY INFORMATION STORAGE AND RETRIEVAL SYSTEM. ANY UNAUTHORIZED USE OF THIS DRAWING IS STRICTLY PROHIBITED. © 2011 MORGAN OLSON PARTS.

MORGAN OLSON
GENERAL STANDARDS UNLESS OTHERWISE NOTED:
1. WIRE GAUGE: 16 AWG (16 GA) UNLESS OTHERWISE NOTED.
2. WIRE COLOR: AS SHOWN.
3. WIRE COLOR: ALL WIRE COLOR MUST BE AS SHOWN.
4. WIRE COLOR: ALL WIRE COLOR MUST BE AS SHOWN.
5. WIRE COLOR: ALL WIRE COLOR MUST BE AS SHOWN.
6. WIRE COLOR: ALL WIRE COLOR MUST BE AS SHOWN.
7. WIRE COLOR: ALL WIRE COLOR MUST BE AS SHOWN.
8. WIRE COLOR: ALL WIRE COLOR MUST BE AS SHOWN.
9. WIRE COLOR: ALL WIRE COLOR MUST BE AS SHOWN.
10. WIRE COLOR: ALL WIRE COLOR MUST BE AS SHOWN.


115084206
REV 5 OF 5
SHT 4 OF 5

DATE: 14 JUN 11
BY: RSF
CHK: NONE
DESCRIPTION: HARN COM CTR RSF
2011 M-100
1/P TO RF W/ MCD WPR SW

SCALE: NONE
REV: 115084206

DRAWING NO. 12211201	REV 2 of 2	SHT 2 of 2	DESCRIPTION RELEASE TO PRODUCTION
REV	BY	CHK	DATE


APPLY #41002031 SEALANT TO THIS END OF RECEPTACLE



INSTALL OTHER END OF CABLE INTO #4607625 RECEPTACLE. BLACK - "GOLD", WHITE - "SILVER", GREEN - "GREEN"

PROPRIETARY

This drawing and the information and data contained hereon constitutes valuable proprietary trade secret information of Morgan Olson Corp. and may not be used, duplicated or further disclosed or disseminated for any purpose other than that purpose for which it was originally provided, without the prior written consent of Morgan Olson Corp.



GENERAL STANDARDS UNLESS OTHERWISE NOTED:
1. TOLERANCE: X .000, XX .000, XXX .010
2. BREAK ALL EXPOSED SHARP EDGES AND DEBURR
3. FOR FLAT PATTERNS ALL INSIDE CORNERS MUST BE WITH .188" R.
4. FOR FLAT PATTERNS ALL OUTSIDE CORNERS MAY BE ROUNDED UP TO .188" R TO FACILITATE PRODUCTION

DRAWN: **JKP** CHECKED: **39448** RELEASE NO:
DATE: **16OCT12** DATE: **16OCT12**

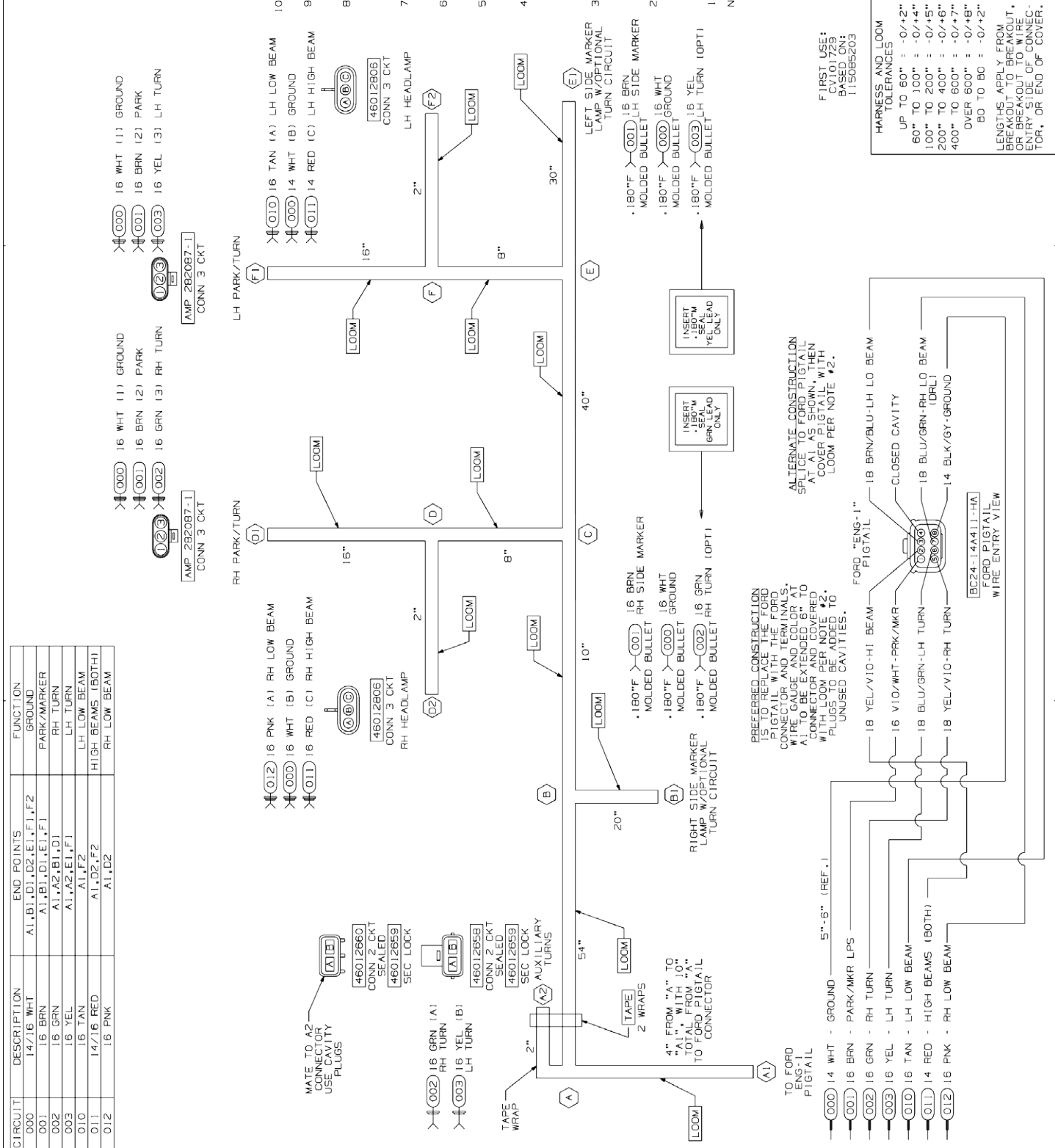
DO NOT SCALE

**HARN EXTN CORD 25 FEET
120V SJEOW WP W/BOOT&PLUG**

SHT 2 of 2	DRAWING NO. 12211201	SCALE NONE
REV		

DRAWING NO. 135085204	REV 1 of 1	SHT 1 of 1	DESCRIPTION RELEASE FOR PRODUCTION
REV	BY	CHK	DATE

CIRCUIT	DESCRIPTION	END POINTS	FUNCTION
000	14/16 WHT	A1,B1,D1,D2,E1,F1,F2	GROUND
001	16 BRN	A1,B1,D1,E1,F1	PARK/MARKER
002	16 GRN	A1,A2,B1,D1	RH TURN
003	16 YEL	A1,A2,E1,F1	LH TURN
010	16 TAN	A1,F2	LH LOW BEAM
011	14/16 RED	A1,D2,F2	HIGH BEAMS (BOTH)
012	16 PNK	A1,D2	RH LOW BEAM



NOTES:

1. GAL WIRE.
2. SPLIT NYLON LOOM, BLACK WITH GRAY STRIPE. VENDOR TO USE THE SMALLEST SIZE NYLON BULLETS SPECIFIED ON THE DRAWING.
3. HARN TO HAVE A LABEL SHOWING MORGAN OLSON PART NUMBER, REVISION LEVEL, AND DATE OF MANUFACTURE.
4. TAPE (1111098): 6" AT BREAKOUTS, 2" AT INTER-RUPTED LOOM LENGTHS GREATER THAN 24", AND 2" AT LOOM ENDS.
5. SPLICES TO BE AUTOMATED WITH SOLDER, AND ADHESIVE LINED HEAT SHRINK TUBING.
6. CONNECTORS SHOWN FROM WIRE ENTRY SIDE, UNLESS OTHERWISE NOTED.
7. HARNNESS TO BE TESTED FOR CONTENT, OPENS, SHORTS, AND CONTINUITY.
8. VENDOR MAY REPLACE APPROVED MOLDS OR CONNECTORS. PIGTAILS SHOWN IN TERMINAL VIEW.
9. THIS IS A PURCHASED HARNNESS. NO BILL OF MATERIAL EXISTS.
10. VENDOR TO GREASE FEMALE BULLET TERMINALS.

FIRST USE:
C401729
135085203
115085203

HARNNESS AND LOOM TOLERANCES:
UP TO 60" = -0/+2"
60" TO 100" = -0/+4"
100" TO 200" = -0/+5"
200" TO 400" = -0/+6"
400" TO 600" = -0/+7"
600" TO 800" = -0/+8"
800" TO 1000" = -0/+8"

LENGTHS APPLY FROM BREAKOUT TO WIRE OR BREAKOUT TO WIRE FOR TRYING TO COVER FOR, OR END OF COVER.

DRAWING NO.	REV	SHT
157388200		1 OF 1
REV.	DESCRIPTION	DATE
	RELEASE TO PRODUCTION	

8. VENDOR MAY REPLACE PIGTAILS WITH WIRING TO APPROVED MOLDINGS OR CONNECTORS. PIGTAILS SHOWN IN TERMINAL VIEW.
7. HARNESS TO BE TESTED FOR CONTENT, OPENS, SHORTS, AND CONTINUITY.
6. CONNECTORS SHOWN FROM WIRE ENTRY SIDE, UNLESS OTHERWISE NOTED.
5. SPLICES TO BE AUTOMATED WITH HEAT SHRINK TUBING. HEAT SHRINK BUTT SPLICES ARE ACCEPTABLE FOR M.O. FABRICATION IF NECESSARY.
4. TAPE [1111096]: 6" AT BREAKOUTS AND 2" AT LOOM ENDS.
3. HARNESS TO HAVE A LABEL WITH MORGAN OLSON PART NUMBER, REVISION LEVEL, AND DATE OF MANUFACTURE.
2. SPLIT POLY LOOM UNLESS JACKETED CABLE IS USED.
1. JACKETED CABLE AS NOTED.

NOTES:

PROPRIETARY
This drawing and the information and data contained herein are the property of Morgan Olson and are not to be distributed, copied, or otherwise used without the written consent of Morgan Olson.

MORGAN OLSON

GENERAL STANDARDS UNLESS OTHERWISE NOTED

1. UNLESS NOTED OTHERWISE, ALL DIMENSIONS ARE IN INCHES.
2. DIMENSIONS ARE TO CENTER UNLESS OTHERWISE NOTED.
3. DIMENSIONS ARE TO CENTER UNLESS OTHERWISE NOTED.
4. DIMENSIONS ARE TO CENTER UNLESS OTHERWISE NOTED.

DATE: 07/27/2016
DRAWN: JPR
CHECKED: JPR
REV. NO.: 1

ALL DIMENSIONS ARE TO CENTER UNLESS OTHERWISE NOTED.

DATE: 07/27/2016
DRAWN: JPR
CHECKED: JPR
REV. NO.: 1

48230
210CT15
DATE: 07/27/2016
DRAWN: JPR
CHECKED: JPR
REV. NO.: 1

DO NOT SCALE

HARNESS JUMPER SPCL CHMSL
ICC

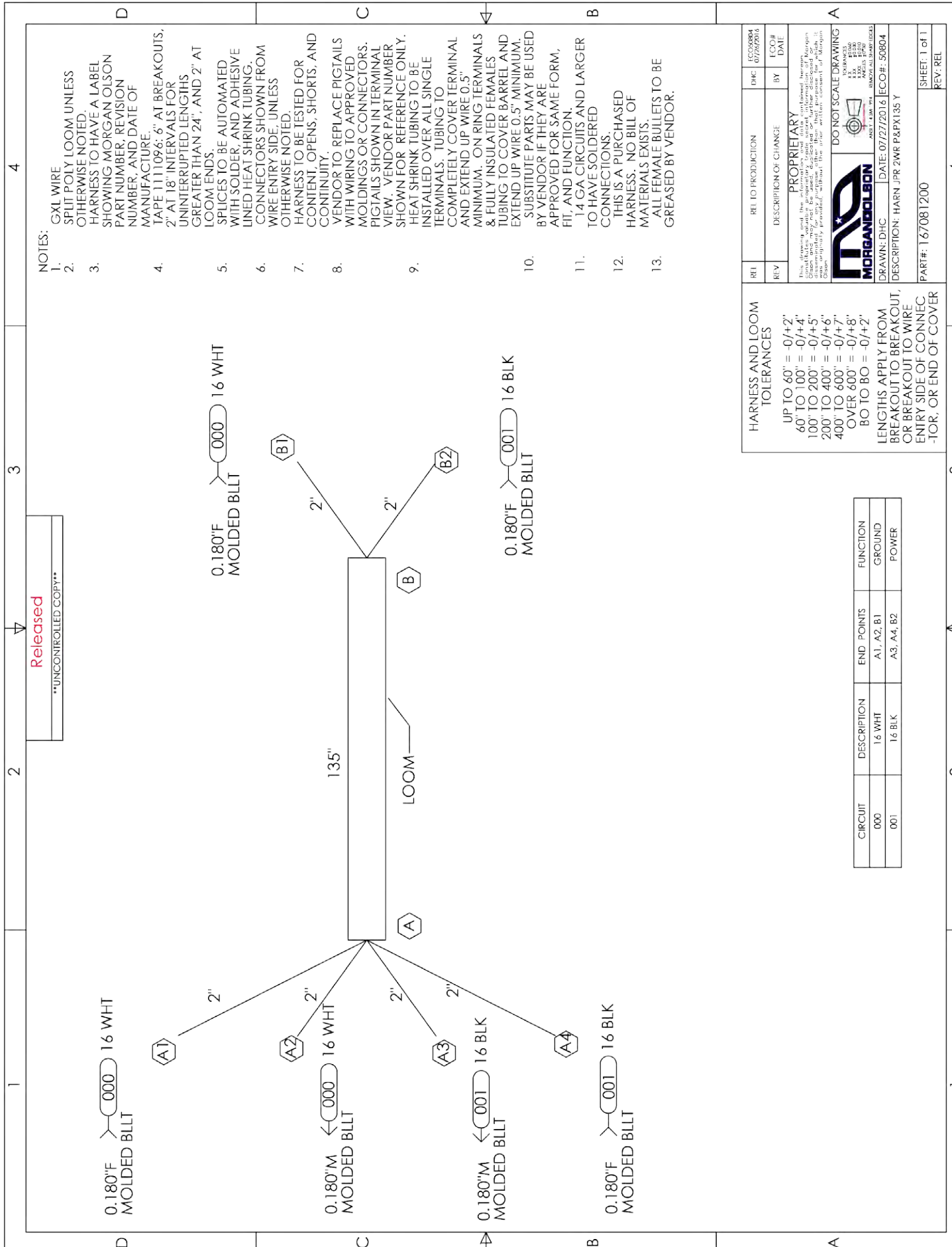
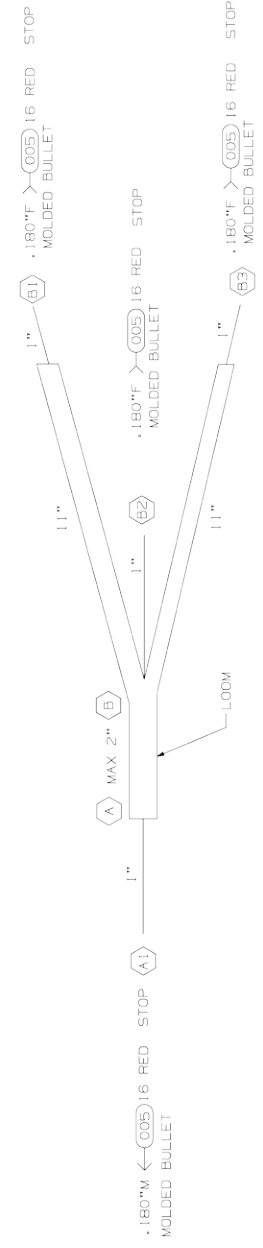
SHIT: NONE
DRAWING NO.: 157388200
REV: 1

HARNESS AND LOOM TOLERANCES

UP TO 60"	= -0/+2"
60" TO 100"	= -0/+4"
100" TO 200"	= -0/+5"
200" TO 400"	= -0/+6"
400" TO 600"	= -0/+7"
OVER 600"	= -0/+8"

BO TO BO = -0/+2"

TOLERANCE IS NOT LENGTH ADJUSTED TO COVER ALL APPLICABLE TO OVERALL HARNESS LENGTH, BREAKOUT TO END, OR LOOM.



Released
UNCONTROLLED COPY

NOTES:

1. GXL WIRE SPLIT POLY LOOM UNLESS OTHERWISE NOTED.
2. HARNESS TO HAVE A LABEL SHOWING MORGAN OLSON PART NUMBER, REVISION NUMBER, AND DATE OF MANUFACTURE.
3. TAPE 111096: 6" AT BREAKOUTS, 2" AT 18" INTERVALS FOR UNINTERRUPTED LENGTHS GREATER THAN 24", AND 2" AT LOOM ENDS.
4. SPLICES TO BE AUTOMATED WITH SOLDER AND ADHESIVE LINED HEAT SHRINK TUBING.
5. CONNECTORS SHOWN FROM WIRE ENTRY SIDE, UNLESS OTHERWISE NOTED.
6. HARNESS TO BE TESTED FOR CONTENT, OPENS, SHORTS, AND CONTINUITY.
7. VENDOR TO REPLACE PIGTAILS WITH WIRING TO APPROVED MOLDINGS OR CONNECTORS.
8. PIGTAILS SHOWN IN TERMINAL VIEW. VENDOR PART NUMBER SHOWN FOR REFERENCE ONLY. HEAT SHRINK TUBING TO BE INSTALLED OVER ALL SINGLE TERMINALS. TUBING TO COMPLETELY COVER TERMINAL AND EXTEND UP WIRE 0.5" MINIMUM. ON RING TERMINALS & FULLY INSULATED FEMALES TUBING TO COVER BARREL AND EXTEND UP WIRE 0.5" MINIMUM.
9. SUBSTITUTE PARTS MAY BE USED BY VENDOR IF THEY ARE APPROVED FOR SAME FORM, FIT, AND FUNCTION.
10. 14 GA CIRCUITS AND LARGER TO HAVE SOLDERED CONNECTIONS.
11. THIS IS A PURCHASED HARNESS. NO BILL OF MATERIALS EXISTS.
12. ALL FEMALE BULLETS TO BE GREASED BY VENDOR.

HARNESS AND LOOM TOLERANCES

UP TO 60"	= -0/+2"
60" TO 100"	= -0/+4"
100" TO 200"	= -0/+5"
200" TO 400"	= -0/+6"
400" TO 600"	= -0/+7"
OVER 600"	= -0/+8"

BO TO BO = -0/+2"

LENGTHS APPLY FROM BREAKOUT TO BREAKOUT, OR BREAKOUT TO WIRE ENTRY SIDE OF CONNecTOR, OR END OF COVER

CIRCUIT	DESCRIPTION	END POINTS	FUNCTION
000	16 WHT	A1, A2, B1	GROUND
001	16 BLK	A3, A4, B2	POWER

REVISION HISTORY

REV	DESCRIPTION OF CHANGE	BY	DATE
-----	-----------------------	----	------

PROPRIETARY
This drawing and the information and data contained herein are the property of Morgan Olson and are not to be distributed, copied, or otherwise used without the written consent of Morgan Olson.

MORGAN OLSON

DATE: 07/27/2016
DRAWN: JPR
CHECKED: JPR
REV. NO.: 1

DO NOT SCALE DRAWING

DESCRIPTION: HARN JPR 2WR P&PT135 Y
PART#: 167081200
SHEET: 1 of 1
REV: REL

- NOTES:
1. CXL WIRE
 2. SPLIT POLY LOOM UNLESS OTHERWISE NOTED.
 3. HARNESS TO HAVE A LABEL SHOWING MORGAN OLSON PART NUMBER, REVISION NUMBER, AND DATE OF MANUFACTURE.
 4. PART NUMBER, REVISION NUMBER, AND DATE OF MANUFACTURE AT BREAKPOINTS. GREATER THAN 24" AND 2" AT UNINTERRUPTED LENGTHS.
 5. SPLICES TO BE AUTOMATED WITH SOLDER, AND ADHESIVE USED AT SHINK TUBING FROM WIRE ENTRY SIDE, UNLESS OTHERWISE NOTED.
 6. HARNESS TO BE TESTED FOR CONTINUITY, SHORTS, AND OPEN CIRCUITS.
 7. VENDOR TO REPLACE FIGTALS WITH WINGS OR CONNECTORS. FIGTALS SHOWN IN TERMINAL VIEW. VENDOR PART NUMBER TO BE SHOWN IN TERMINAL VIEW. HEAT SHRINK TUBING TO BE INSTALLED OVER ALL SINGLE TERMINALS. TUBING TO BE MINIMUM 1/4" OVER SINGLE TERMINALS AND 1/2" OVER MINIMUM 14 GA CIRCUITS AND LARGER.
 8. HARNESS TO BE TESTED FOR CONTINUITY, SHORTS, AND OPEN CIRCUITS.
 9. THIS IS A PURCHASED MATERIALS EXIST. BULLETS TO BE GREASED BY VENDOR.
 - 10.
 - 11.
 - 12.
 - 13.

CIRCUIT	DESCRIPTION	END POINTS	FUNCTION
000	16.18.WHT	A1,B1,C1,D1,E1,F1,G1,H1,J1,K1,L1,M1,N1,P1,Q1,R1,S1,T1,U1,V1,W1,X1,Y1,Z1	GROUND
001	16.18.BRN	A2,B2,C2,D2,E2,F2,G2,H2,I2,J2,K2,L2,M2,N2,P2,Q2,R2,S2,T2,U2,V2,W2,X2,Y2,Z2	TAIL MARKER/CIRCUIT IDENTIFIERS
002	16.18.GRN	A3,C3	RH TURN COMBO LP
003	16.18.VEL	A4,B4	LH TURN COMBO LP
004	16.18.PNK	A5,D1,S1	BACK UP LPS
005	16.18.RED	A1,C1,J1,K1,L1,P1	STOP LPS

HARNESS AND LOOM TOLERANCES

UP TO 60" = 0/±2"
 60" TO 100" = 0/±4"
 100" TO 200" = 0/±6"
 200" TO 400" = 0/±8"
 400" TO 600" = 0/±7"
 OVER 600" = 0/±8"

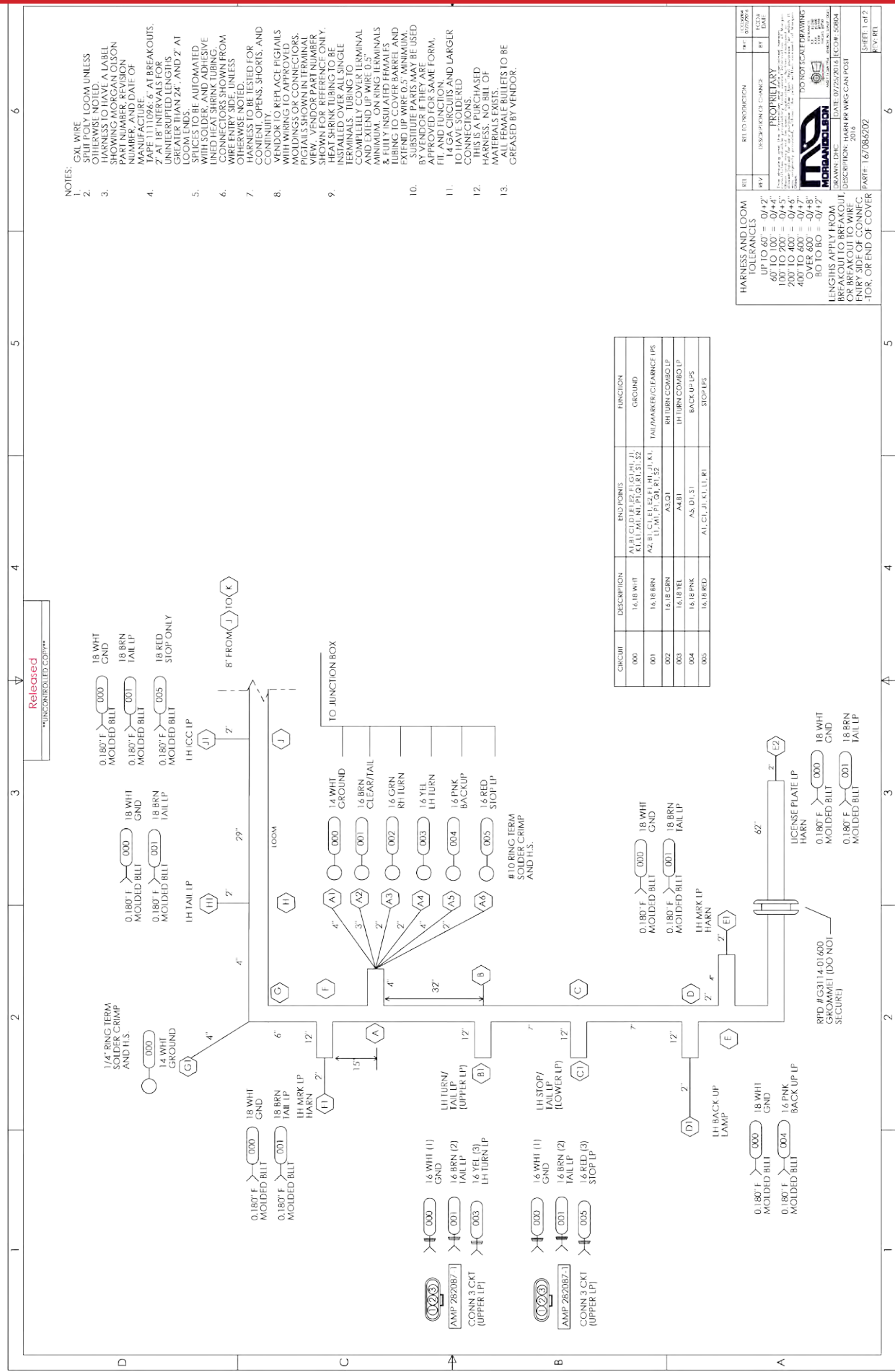
LENGTHS ARE TO BE TO CENTER OF BREAKOUT TO WIRE ENTRY SIDE OF CONNECTOR, OR END OF COVER -10R, OR END OF COVER -11V, RET.

DATE: 07/25/2014 (ECLA, 5084)

DESCRIPTION: HARN PW WGS CAN POST

PART#: 167686202

REV: 1
 BY: TAT



- NOTES:
1. CXL WIRE
 2. SPLIT POLY LOOM UNLESS OTHERWISE NOTED.
 3. HARNESS TO HAVE A LABEL SHOWING MORGAN OLSON PART NUMBER, REVISION NUMBER, AND DATE OF MANUFACTURE.
 4. PART NUMBER, REVISION NUMBER, AND DATE OF MANUFACTURE AT BREAKPOINTS. GREATER THAN 24" AND 2" AT UNINTERRUPTED LENGTHS.
 5. SPLICES TO BE AUTOMATED WITH SOLDER, AND ADHESIVE USED AT SHINK TUBING FROM WIRE ENTRY SIDE, UNLESS OTHERWISE NOTED.
 6. HARNESS TO BE TESTED FOR CONTINUITY, SHORTS, AND OPEN CIRCUITS.
 7. VENDOR TO REPLACE FIGTALS WITH WINGS OR CONNECTORS. FIGTALS SHOWN IN TERMINAL VIEW. VENDOR PART NUMBER TO BE SHOWN IN TERMINAL VIEW. HEAT SHRINK TUBING TO BE INSTALLED OVER ALL SINGLE TERMINALS. TUBING TO BE MINIMUM 1/4" OVER SINGLE TERMINALS AND 1/2" OVER MINIMUM 14 GA CIRCUITS AND LARGER.
 8. HARNESS TO BE TESTED FOR CONTINUITY, SHORTS, AND OPEN CIRCUITS.
 9. THIS IS A PURCHASED MATERIALS EXIST. BULLETS TO BE GREASED BY VENDOR.
 - 10.
 - 11.
 - 12.
 - 13.

CIRCUIT	DESCRIPTION	END POINTS	FUNCTION
000	16.18.WHT	A1,B1,C1,D1,E1,F1,G1,H1,J1,K1,L1,M1,N1,P1,Q1,R1,S1,T1,U1,V1,W1,X1,Y1,Z1	GROUND
001	16.18.BRN	A2,B2,C2,D2,E2,F2,G2,H2,I2,J2,K2,L2,M2,N2,P2,Q2,R2,S2,T2,U2,V2,W2,X2,Y2,Z2	TAIL MARKER/CIRCUIT IDENTIFIERS
002	16.18.GRN	A3,C3	RH TURN COMBO LP
003	16.18.VEL	A4,B4	LH TURN COMBO LP
004	16.18.PNK	A5,D1,S1	BACK UP LPS
005	16.18.RED	A1,C1,J1,K1,L1,P1	STOP LPS

HARNESS AND LOOM TOLERANCES

UP TO 60" = 0/±2"
 60" TO 100" = 0/±4"
 100" TO 200" = 0/±6"
 200" TO 400" = 0/±8"
 400" TO 600" = 0/±7"
 OVER 600" = 0/±8"

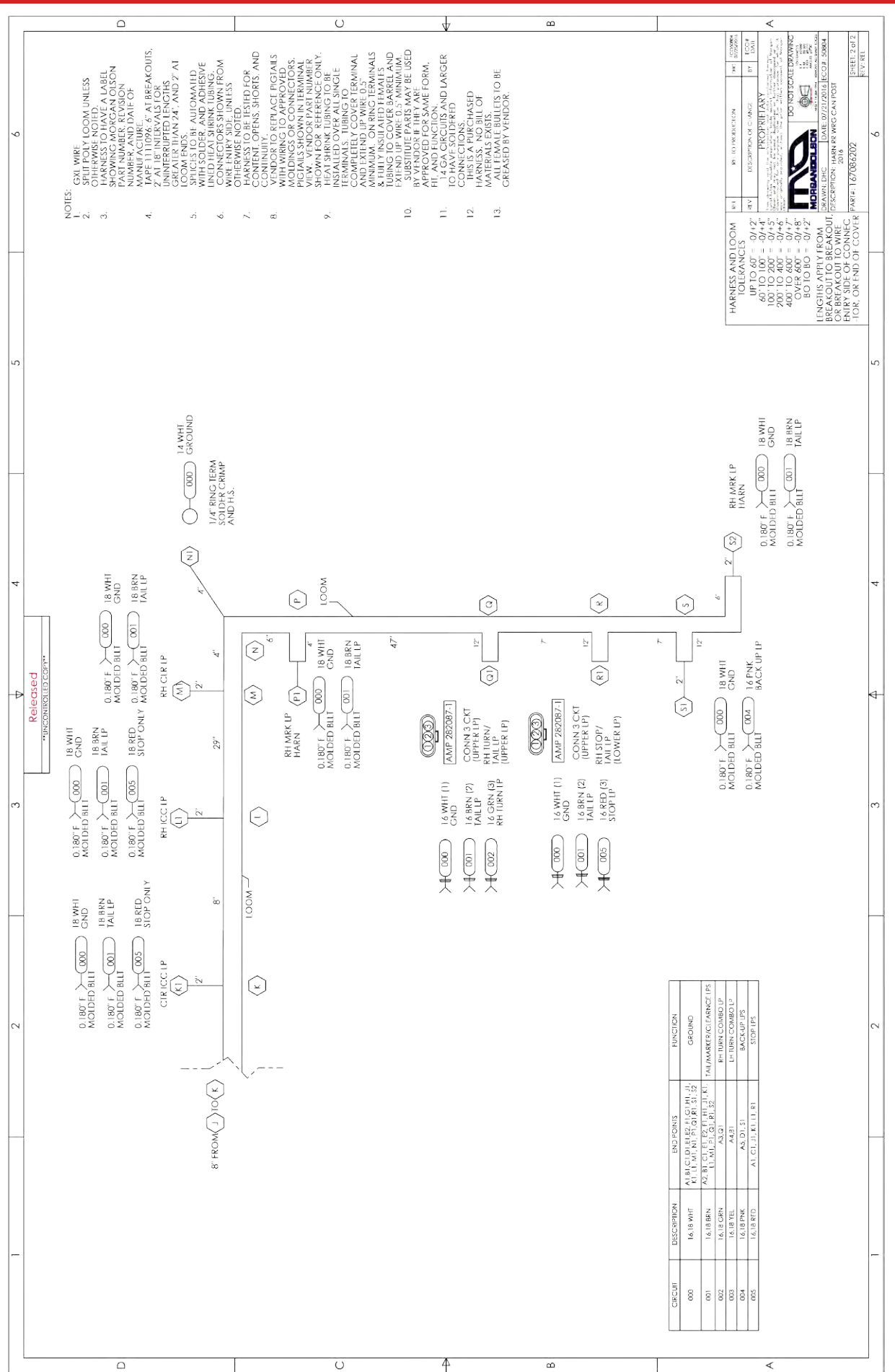
LENGTHS ARE TO BE TO CENTER OF BREAKOUT TO WIRE ENTRY SIDE OF CONNECTOR, OR END OF COVER -10R, OR END OF COVER -11V, RET.


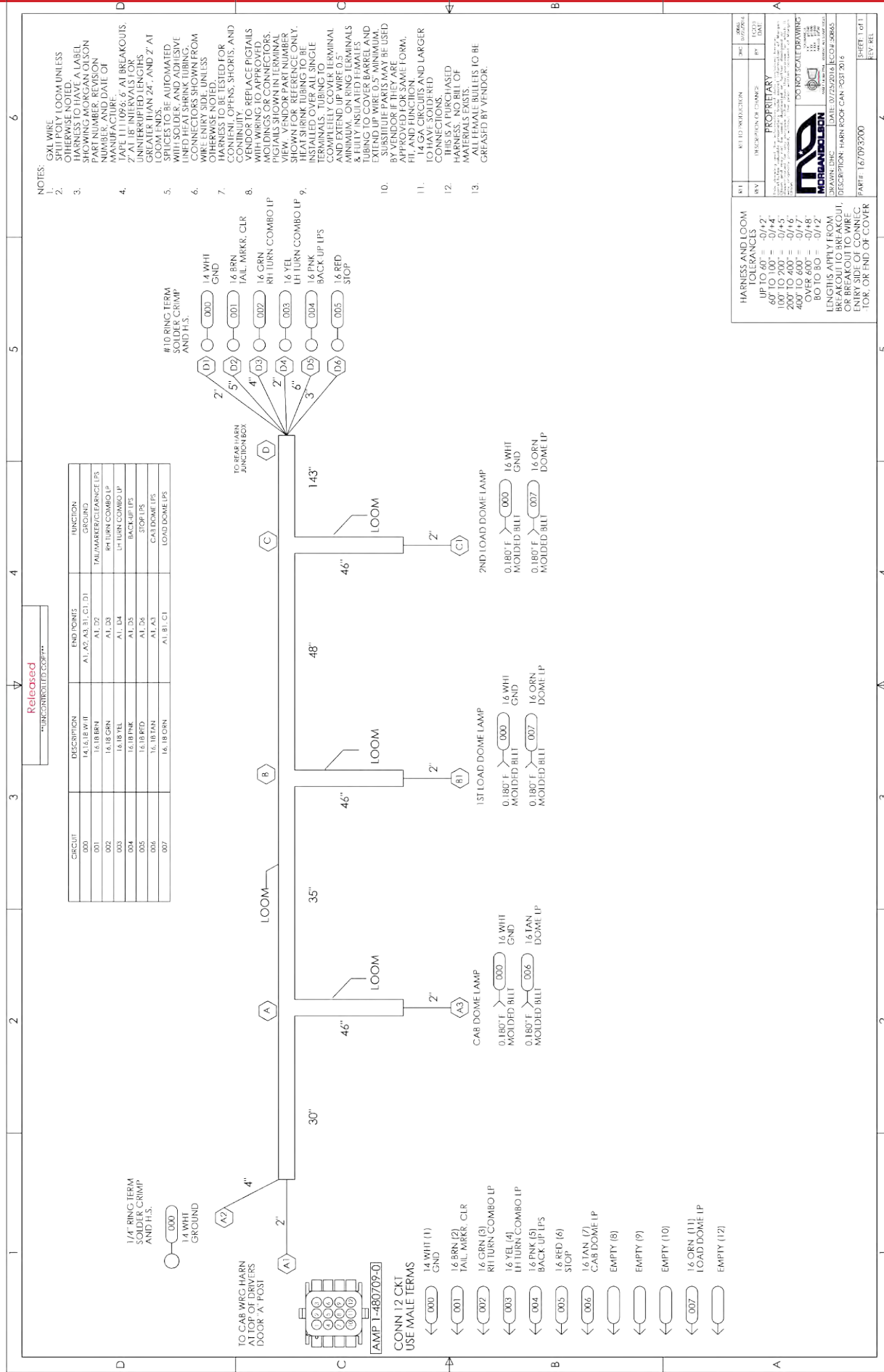
DATE: 07/25/2014 (ECLA, 5084)

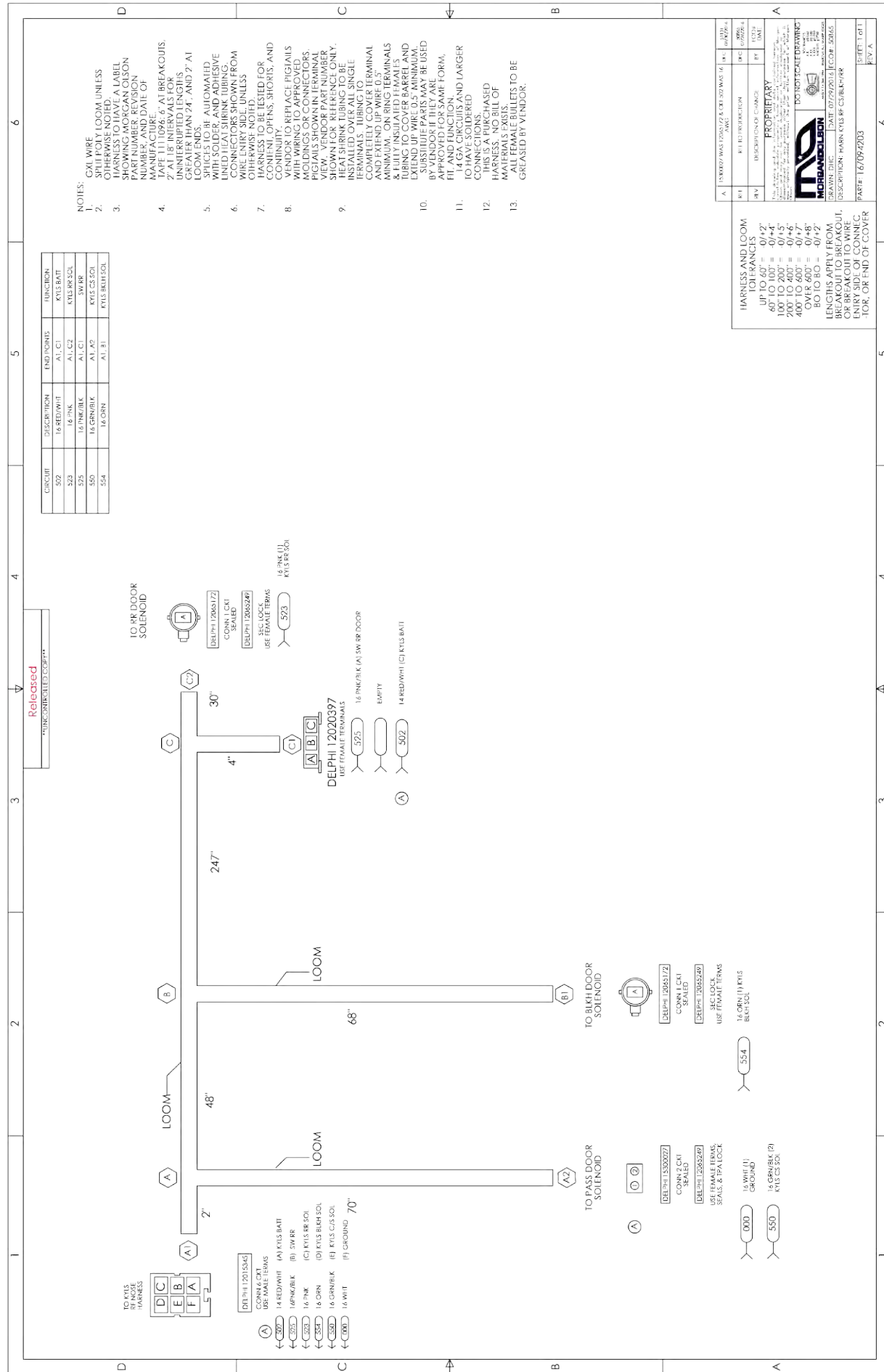
DESCRIPTION: HARN PW WGS CAN POST

PART#: 167686202

REV: 1
 BY: TAT



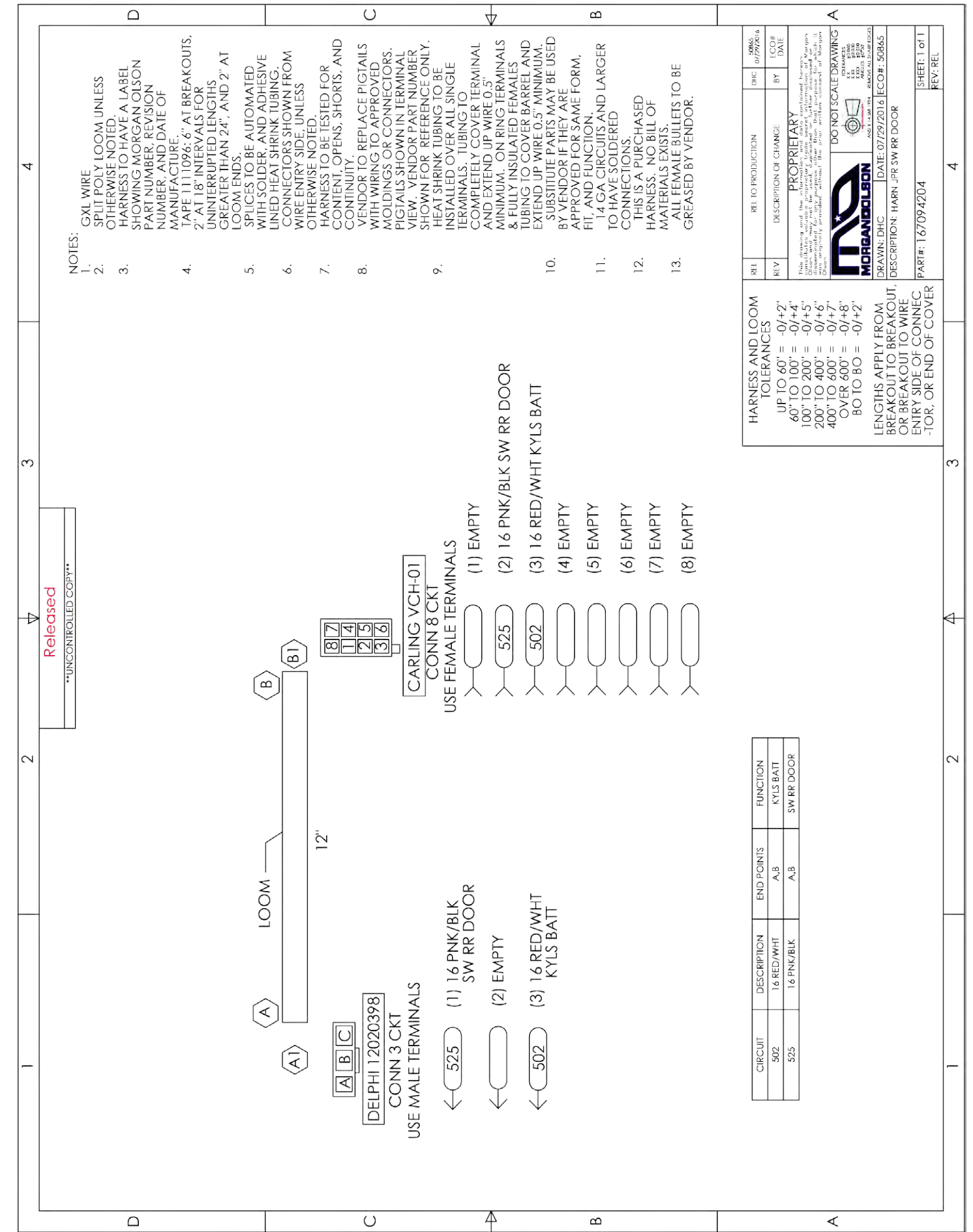




REVISIONS

REV	DESCRIPTION OF CHANGE	DATE	BY
1	PROPRIETARY		

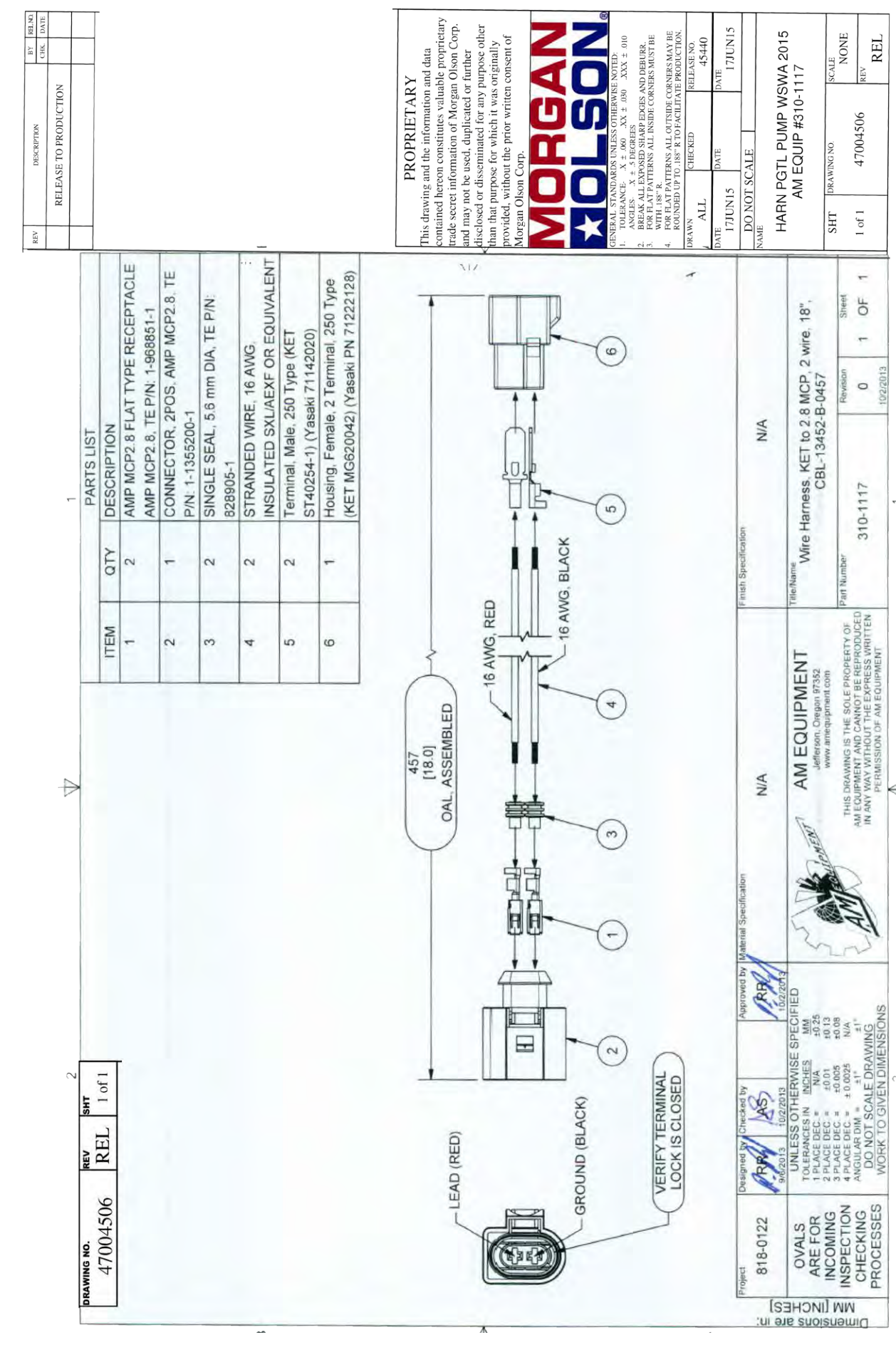
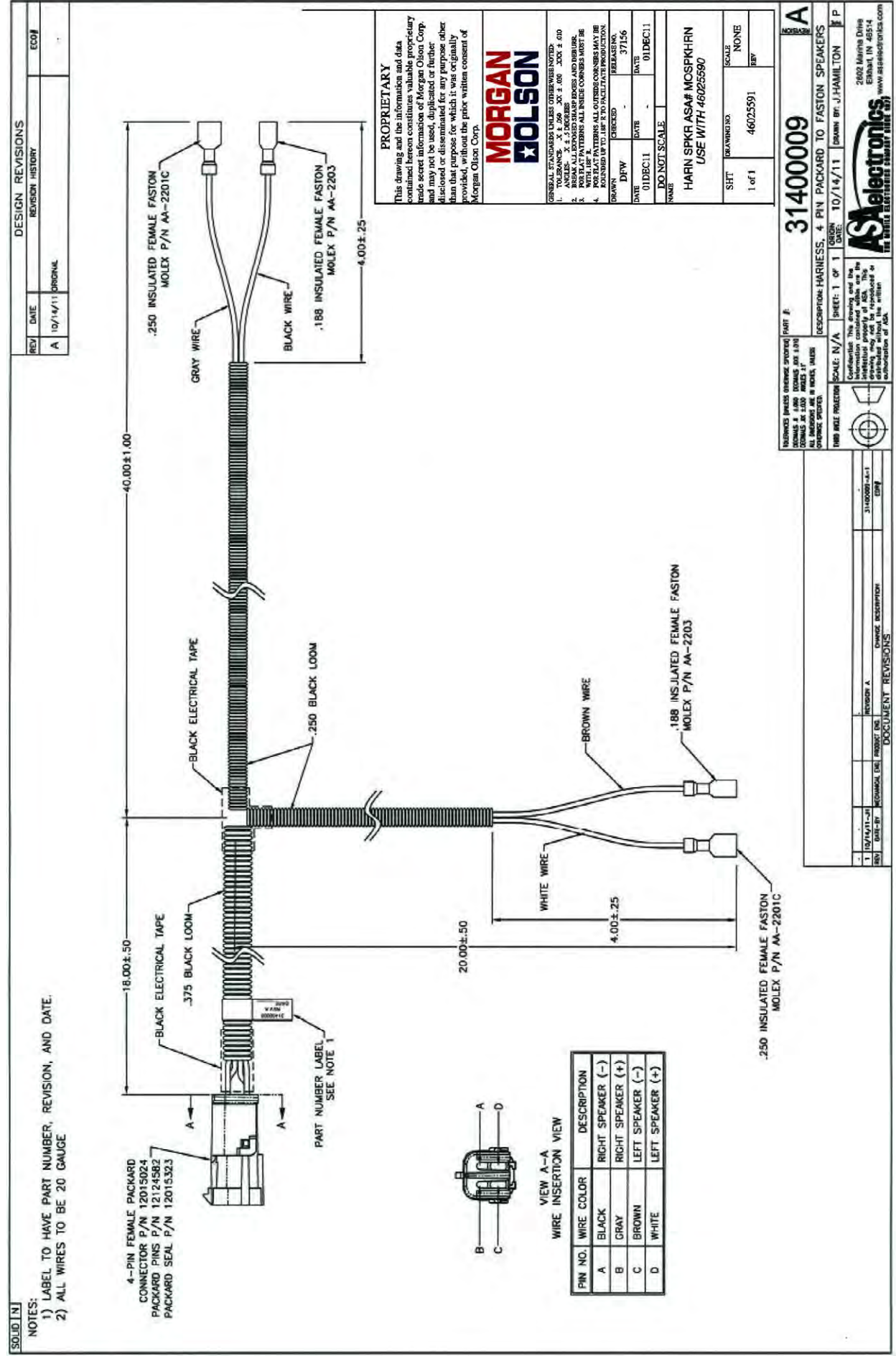
DATE: 07/29/2016
 DRAWN: DHC
 CHECKED: JPR
 PART: 167094204
 SHEET: 1 OF 1
 REV: REL



REVISIONS

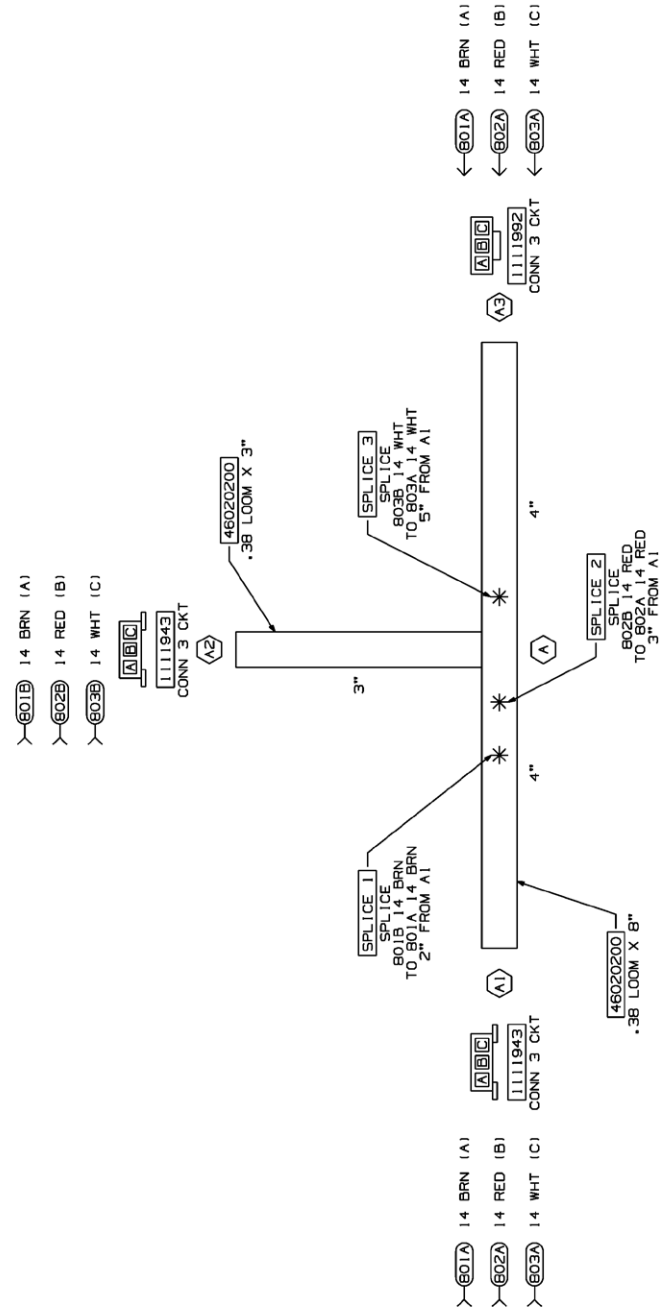
REV	DESCRIPTION OF CHANGE	DATE	BY
1	PROPRIETARY		

DATE: 07/29/2016
 DRAWN: DHC
 CHECKED: JPR
 PART: 167094204
 SHEET: 1 OF 1
 REV: REL



REV.	DESCRIPTION	BY	CHK'D	DATE
1	RELEASE TO PRODUCTION			

CIRCUIT	DESCRIPTION	END POINTS	FUNCTION
601A	14 BRN 008 1111944 OE 4601B504	A1, A3	GENERIC
601B	14 BRN 005 1111944 OE STR .25	A2, SPLICE 1	GENERIC
602A	14 RED 008 1111944 OE 4601B504	A1, A3	GENERIC
602B	14 RED 004 1111944 OE STR .25	A2, SPLICE 2	GENERIC
603A	14 WHT 008 1111944 OE 4601B504	A1, A3	GENERIC
603B	14 WHT 004 1111944 OE STR .25	A2, SPLICE 3	GENERIC



- VENDOR MAY REPLACE WITH APPROVED MOLDS OR CONNECTORS. PICTAILS SHOWN IN TERMINAL VIEW.
- HARNESS TO BE TESTED FOR CONTENT, OPENS, SHORTS, AND CONTINUITY.
- CONNECTORS SHOWN FROM WIRE ENTRY SIDE, UNLESS OTHERWISE NOTED.
- SPLICES TO BE AUTOMATED HEAT SHRINK BUT SPLICES ARE ACCEPTABLE FOR GO FABRICATION IF NECESSARY.
- TAPE [1111096]: 6" AT BREAKOUTS AND 2" AT LOOM ENDS.
- HARNESS TO HAVE A LABEL SHOWING GRUMMAN OLSON PART NUMBER, REVISION AND MANUFACTURE.
- SPLIT POLY LOOM UNLESS OTHERWISE NOTED.
- GXL WIRE.

NOTES:

PROPRIETARY
This drawing and the information and data contained hereon are the property of Morgan Olson and are not to be distributed, copied, or used in any way without the written permission of Morgan Olson. © 2008 Morgan Olson. All rights reserved.

MORGAN OLSON	
1. MATERIALS: U.S.A. 2008	2. DRAWN BY: J. J. JONES
3. CHECKED BY: J. J. JONES	4. DATE: 02-02-11
5. TOLERANCES: UNLESS OTHERWISE SPECIFIED	6. DIMENSIONS: UNLESS OTHERWISE SPECIFIED
7. FINISHES: UNLESS OTHERWISE SPECIFIED	8. THREADS: UNLESS OTHERWISE SPECIFIED
9. DIMENSIONS: UNLESS OTHERWISE SPECIFIED	10. DIMENSIONS: UNLESS OTHERWISE SPECIFIED
11. DIMENSIONS: UNLESS OTHERWISE SPECIFIED	12. DIMENSIONS: UNLESS OTHERWISE SPECIFIED
13. DIMENSIONS: UNLESS OTHERWISE SPECIFIED	14. DIMENSIONS: UNLESS OTHERWISE SPECIFIED
15. DIMENSIONS: UNLESS OTHERWISE SPECIFIED	16. DIMENSIONS: UNLESS OTHERWISE SPECIFIED
17. DIMENSIONS: UNLESS OTHERWISE SPECIFIED	18. DIMENSIONS: UNLESS OTHERWISE SPECIFIED
19. DIMENSIONS: UNLESS OTHERWISE SPECIFIED	20. DIMENSIONS: UNLESS OTHERWISE SPECIFIED
21. DIMENSIONS: UNLESS OTHERWISE SPECIFIED	22. DIMENSIONS: UNLESS OTHERWISE SPECIFIED
23. DIMENSIONS: UNLESS OTHERWISE SPECIFIED	24. DIMENSIONS: UNLESS OTHERWISE SPECIFIED
25. DIMENSIONS: UNLESS OTHERWISE SPECIFIED	26. DIMENSIONS: UNLESS OTHERWISE SPECIFIED
27. DIMENSIONS: UNLESS OTHERWISE SPECIFIED	28. DIMENSIONS: UNLESS OTHERWISE SPECIFIED
29. DIMENSIONS: UNLESS OTHERWISE SPECIFIED	30. DIMENSIONS: UNLESS OTHERWISE SPECIFIED
31. DIMENSIONS: UNLESS OTHERWISE SPECIFIED	32. DIMENSIONS: UNLESS OTHERWISE SPECIFIED
33. DIMENSIONS: UNLESS OTHERWISE SPECIFIED	34. DIMENSIONS: UNLESS OTHERWISE SPECIFIED
35. DIMENSIONS: UNLESS OTHERWISE SPECIFIED	36. DIMENSIONS: UNLESS OTHERWISE SPECIFIED
37. DIMENSIONS: UNLESS OTHERWISE SPECIFIED	38. DIMENSIONS: UNLESS OTHERWISE SPECIFIED
39. DIMENSIONS: UNLESS OTHERWISE SPECIFIED	40. DIMENSIONS: UNLESS OTHERWISE SPECIFIED
41. DIMENSIONS: UNLESS OTHERWISE SPECIFIED	42. DIMENSIONS: UNLESS OTHERWISE SPECIFIED
43. DIMENSIONS: UNLESS OTHERWISE SPECIFIED	44. DIMENSIONS: UNLESS OTHERWISE SPECIFIED
45. DIMENSIONS: UNLESS OTHERWISE SPECIFIED	46. DIMENSIONS: UNLESS OTHERWISE SPECIFIED
47. DIMENSIONS: UNLESS OTHERWISE SPECIFIED	48. DIMENSIONS: UNLESS OTHERWISE SPECIFIED
49. DIMENSIONS: UNLESS OTHERWISE SPECIFIED	50. DIMENSIONS: UNLESS OTHERWISE SPECIFIED
51. DIMENSIONS: UNLESS OTHERWISE SPECIFIED	52. DIMENSIONS: UNLESS OTHERWISE SPECIFIED
53. DIMENSIONS: UNLESS OTHERWISE SPECIFIED	54. DIMENSIONS: UNLESS OTHERWISE SPECIFIED
55. DIMENSIONS: UNLESS OTHERWISE SPECIFIED	56. DIMENSIONS: UNLESS OTHERWISE SPECIFIED
57. DIMENSIONS: UNLESS OTHERWISE SPECIFIED	58. DIMENSIONS: UNLESS OTHERWISE SPECIFIED
59. DIMENSIONS: UNLESS OTHERWISE SPECIFIED	60. DIMENSIONS: UNLESS OTHERWISE SPECIFIED
61. DIMENSIONS: UNLESS OTHERWISE SPECIFIED	62. DIMENSIONS: UNLESS OTHERWISE SPECIFIED
63. DIMENSIONS: UNLESS OTHERWISE SPECIFIED	64. DIMENSIONS: UNLESS OTHERWISE SPECIFIED
65. DIMENSIONS: UNLESS OTHERWISE SPECIFIED	66. DIMENSIONS: UNLESS OTHERWISE SPECIFIED
67. DIMENSIONS: UNLESS OTHERWISE SPECIFIED	68. DIMENSIONS: UNLESS OTHERWISE SPECIFIED
69. DIMENSIONS: UNLESS OTHERWISE SPECIFIED	70. DIMENSIONS: UNLESS OTHERWISE SPECIFIED
71. DIMENSIONS: UNLESS OTHERWISE SPECIFIED	72. DIMENSIONS: UNLESS OTHERWISE SPECIFIED
73. DIMENSIONS: UNLESS OTHERWISE SPECIFIED	74. DIMENSIONS: UNLESS OTHERWISE SPECIFIED
75. DIMENSIONS: UNLESS OTHERWISE SPECIFIED	76. DIMENSIONS: UNLESS OTHERWISE SPECIFIED
77. DIMENSIONS: UNLESS OTHERWISE SPECIFIED	78. DIMENSIONS: UNLESS OTHERWISE SPECIFIED
79. DIMENSIONS: UNLESS OTHERWISE SPECIFIED	80. DIMENSIONS: UNLESS OTHERWISE SPECIFIED
81. DIMENSIONS: UNLESS OTHERWISE SPECIFIED	82. DIMENSIONS: UNLESS OTHERWISE SPECIFIED
83. DIMENSIONS: UNLESS OTHERWISE SPECIFIED	84. DIMENSIONS: UNLESS OTHERWISE SPECIFIED
85. DIMENSIONS: UNLESS OTHERWISE SPECIFIED	86. DIMENSIONS: UNLESS OTHERWISE SPECIFIED
87. DIMENSIONS: UNLESS OTHERWISE SPECIFIED	88. DIMENSIONS: UNLESS OTHERWISE SPECIFIED
89. DIMENSIONS: UNLESS OTHERWISE SPECIFIED	90. DIMENSIONS: UNLESS OTHERWISE SPECIFIED
91. DIMENSIONS: UNLESS OTHERWISE SPECIFIED	92. DIMENSIONS: UNLESS OTHERWISE SPECIFIED
93. DIMENSIONS: UNLESS OTHERWISE SPECIFIED	94. DIMENSIONS: UNLESS OTHERWISE SPECIFIED
95. DIMENSIONS: UNLESS OTHERWISE SPECIFIED	96. DIMENSIONS: UNLESS OTHERWISE SPECIFIED
97. DIMENSIONS: UNLESS OTHERWISE SPECIFIED	98. DIMENSIONS: UNLESS OTHERWISE SPECIFIED
99. DIMENSIONS: UNLESS OTHERWISE SPECIFIED	100. DIMENSIONS: UNLESS OTHERWISE SPECIFIED

HARNESS AND LOOM TOLERANCES
 UP TO 60" : -0/+2"
 60" TO 100" : -0/+4"
 100" TO 200" : -0/+5"
 200" TO 400" : -0/+6"
 400" TO 600" : -0/+7"
 OVER 600" : -0/+8"
 BO TO BO : -0/+2"
 TOLERANCE IS NOT APPLICABLE TO OVERALL HARNESS LENGTH, BREAKOUT TO END, OR LOOM.

DATE	2/7/EBO2	DATE	28FEB02
BY	TMC	BY	SEH
CHK'D		CHK'D	
APP'D		APP'D	
SCALE	DO NOT SCALE	SCALE	
TITLE	JUMPER HARNESS - GENERIC	TITLE	
DRAWING NO.	88117437	DRAWING NO.	
REV.		REV.	